

PROBLEM SOLVING

SYMPTOM	CAUSE	REMEDY
Green water / cloudy water.	Inadequate sanitiser. Algae may be present.	Shock dose with Spa Fusion or use a double dose of Aqua Gentle Fizzy Tabs or consider a drain and refill.
pH hard to control.	Low alkalinity.	Use Spa TA Plus to raise total alkalinity.
Foaming water.	Oils / detergents.	Use Spa FoamAway .
Cloudy water.	Poor chemical controls or inadequate filtration.	Clean cartridges or consider if time to drain and refill. Retest water and add chemicals if necessary.
Rough sides / edges.	Scale formation.	Ensure pH levels are within the ideal range. If scale persists, use Spa ScaleAway .
Test results vary.	Air bubbles can increase pH temporarily and reduce alkalinity.	Test when hot tub is switched off for true results.

The speciality products above can all be found in the AquaSPARKle Premium Care Service Pack.

THE AQUASARKLE PREMIUM CARE SERVICE PACK



SAFETY

GENERAL

- Do not allow water temperatures to exceed 40°C (lower for children).
- Do not leave non swimmers / children unattended.
- Do not overload the hot tub.
- Do not use electrical appliances near water.
- Do not use glass around the hot tub.
- Do not drink alcoholic beverages before or during hot tub use.
- If you are pregnant, have high blood pressure, or cardiovascular conditions, consult your doctor before using a hot tub.
- Wear gloves when changing used filter cartridges.

CHEMICAL HANDLING

- Read instructions thoroughly on each product / box before use.
- When pre-dissolving chemicals, always add chemicals to water and not vice versa.
- Always pre-dissolve chemicals in a clean, plastic container in a well ventilated area.
- Never mix different chemicals in their concentrated forms as a dangerous reaction may occur (this includes the products in this kit and also other products, such as bleach and weedkiller).
- In event of a spillage, clean up using clean receptacles and dispose in the hot tub. Flush cleaned spill areas with water.
- Never use unlabelled chemicals.
- Always wash hands after handling chemicals.

STORING CHEMICALS

- Store chemicals well away from children and pets.
- Store in a secure, cool and dry place.



Complete Pool Controls Ltd
Unit 2 The Park, Stoke Orchard, Bishops Cleeve, GL52 7RS
Technical helpline tel: 03712 229 084
24 hour emergency calls only tel: 01242 300 271

USER GUIDE

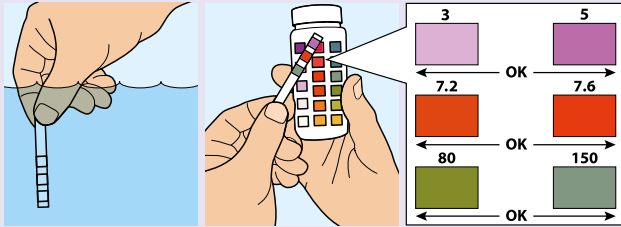
FOR SOFT AND GENTLE HOT TUB WATER

AQUA gentle

STEP 1: DAILY

TEST THE HOT TUB WATER

Use the 3+ Test Strips to test your hot tub water for chlorine, pH and total alkalinity. The test strips will quickly let you know if the levels are correct or need adjusting.




IDEAL LEVELS

CHLORINE Ideal level 3 - 5 ppm	pH Ideal level 7.2 - 7.6	ALKALINITY Ideal level 80 - 150 ppm
---	--	--

ADD AQUA GENTLE FIZZY TABS

Add the required number of rapid dissolving Aqua Gentle Fizzy Tabs directly to the hot tub water with the jets running.



Note: If a lot of bathers are using your hot tub, you may need to increase the number of Fizzy Tabs to help maintain ideal chlorine levels.

AQUA gentle

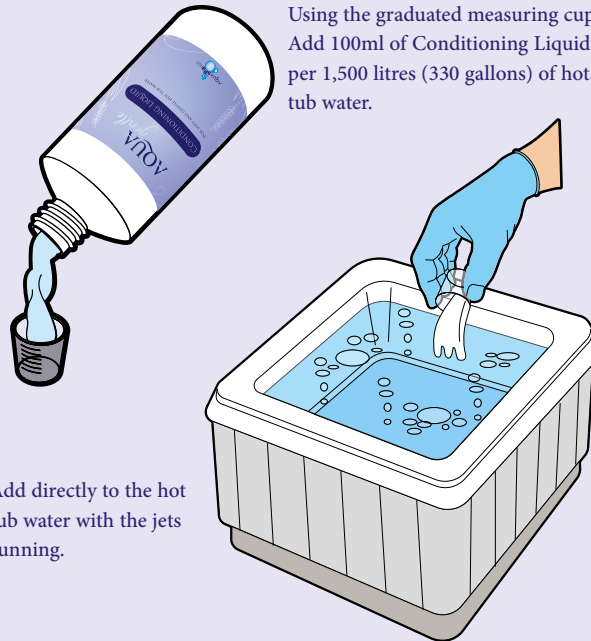
STEP 2: WEEKLY

ADD AQUA GENTLE CONDITIONING LIQUID

Shake the bottle vigorously.



Using the graduated measuring cup, Add 100ml of Conditioning Liquid per 1,500 litres (330 gallons) of hot tub water.




Add directly to the hot tub water with the jets running.

AQUA gentle

STEP 3: FORTNIGHTLY

ADD SPA FUSION

For hot tubs of up to 1,500 litres (330 gallons), apply one sachet of Spa Fusion. Empty the whole sachet into the hot tub with the jets running. Leave the hot tub cover off for a minimum of one hour after application.



USEFUL INFORMATION FOAM CONTROL

Body oils, cosmetics and detergents on swimming costumes can result in unsightly foaming on the hot tub water surface. If foaming occurs, use AquaSParkle FoamAway to control it.

DRAINING AND REFILLING

Over time, your hot tub water absorbs minerals, chemicals and bather pollution leading to dull and lifeless water. Draining and refilling your hot tub with fresh water every 2-3 months can help to prevent this. Prior to drain down, take the opportunity to clean your hot tub's internal pipework using AquaSParkle Hot Tub Flush.

FoamAway, Hot Tub Flush and other speciality products can be found in the AquaSParkle Premium Care Service Pack.