

ENDLESS SUMMER



The luxury enclosure

Endless Summer

QUALITY GUARANTEED

We offer Endless Summer enclosures for people who love Mediterranean styled pools. Endless Summer enclosures are designed to be the perfect cover for free form and romantic lined pools. Our development engineers designed this solid construction to bear heavy loads as well as to be able to span wide pools. At the same time, it is easy to handle, elegant, and the area covered by the enclosure blends in well with the surrounding environment.





Endless Summer enclosures are different from other enclosures that move on railings. The enclosure structure has been designed to integrate into the surroundings of the pool, so it is therefore not necessary to remove it. For this reason, Endless Summer enclosures can be opened for their entire length on all sides of the pool with sliding doors - that are easy to handle - as well as with special wall endings, which will be introduced later. When the structure is in an open position, only the enclosure supports remain on the ground, spaced every 2.1 m. Therefore, no thresholds or rails obstruct traffic going in and out

of the pool. This structural solution makes Endless Summer enclosures aesthetically elegant and graceful.

The sliding doors are made of two horizontally divided, separately moveable elements, which make it possible for the sliding doors to slide into the supporting arches in separate parts along the long side. Easy opening was the basic requirement when designing Endless Summer enclosures. A line of brushes fitted into the supporting arch ensures easy sliding, while a clever, fall prevention device ensures the safe sliding of the doors. A 70X100 mm cross-

section aluminum profile construction provides protection against strong winds and snow affecting the enclosure.

The metal of the Endless Summer structure can be ordered in white (RAL 9010) or moss green (RAL 6005), which are the standard design colors. Wood pattern or other RAL coded surface treatments are available as other options. The roof surface of the Endless Summer enclosure is made of double glazed glass while the side doors and wall endings are made of a glassy transparent polycarbonate sheet.





Innovation

VARIATION ON A THEME - INNOVATION

The quality of the enclosure endings, their functionality and aesthetic appearance are amongst the most important things that we take into consideration when buying a new product. One of Aquacomet's strengths is to make good quality enclosure endings and of course Endless Summer is no exception.

The STANDARD wall ending, which is in the basic construction of Endless Summer enclosures, contains an easy to open sliding door that slides in plane with the wall. The sliding doors can be locked so that the pool covered by the enclosure is inaccessible for children when not in use. The sliding door design does not include a threshold, so the pool is easily accessible for disabled people as well.

Endless Summer enclosures can optionally be ordered with another wall ending type, named FOLDER. As shown in the illustration, the enclosure can be opened in both directions along almost its entire length via foldable doors. These foldable doors are fitted into an upper passage within a specially designed wall ending profile at the top of the enclosure. In the closed position, a latch secures the door segments.

Another new Aquacomet development, with the fantasy name of IRIS, is optionally available. IRIS can quickly open up the wide spaces underneath the enclosure so the pool is accessible from the front via a wide opening. IRIS is made of a series of roll-able spherical shaped segments, which can be moved via bogie bearings as well as ball bearings rollers.





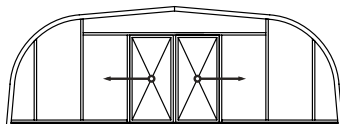
Safety

THE NEW ASPECT OF CHILD SAFETY

The special door structures of Aquacomet Endless Summer enclosures provide assurance that even when open they are still child safe. This cannot be done by any other Aquacomet produced telescopic sliding enclosure yet. The upper part of the split door can be opened while the bottom part remains in the closed position. This way, it is ventilated, while at the same time protecting children from the water to a height of 1.1 meter all around the enclosure.

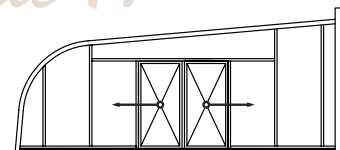


Symmetric



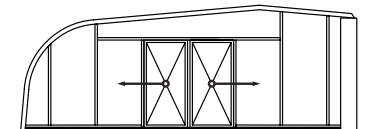
The basic Endless Summer type enclosure design is symmetrical, with up to a 10 m span. There are sliding doors on both sides of the enclosure, which can be opened up to a height of 2.1 m. The doors are divided horizontally and can be moved separately. Endless Summer enclosures can be modularly expanded in 2.1 m steps at each end along the longitudinal axis.

Asymmetric 1.



The asymmetrically designed Endless Summer enclosures are perfectly suited to being attached to other buildings. The Endless Summer ASYMMETRIC I. may be attached to the wall of a building and is available up to a 7 m span. Special plumbing or drainage is not necessary because precipitate runs off the enclosure.

Asymmetric 2.



We recommend Endless Summer ASSIMETRIC II. with a longer span (max 10 m), which may be attached to the either the side or top of a wall. The top of the enclosure is higher than the point of attachment, so precipitate will flow towards the wall. We offer a guttering plan for managing this precipitate, which can easily be carried out by a local entrepreneur,

Plus large

WIDER, HIGHER AND FREER




OUR EXPERIENCE WITH BACK-YARD SWIMMING POOLS CLEARLY TELLS US THAT THE USE OF AN ENCLOSURE IS ESSENTIAL IN OUR CLIMATE IN ORDER TO USE THE POOL ALL YEAR LONG. WE OFFER OUR Endless Summer ENCLOSURES TO THOSE WHO WANT AN UNCOMPROMISED SWIMMING POOL EXPERIENCE.



The high-strength profile system used in Aquacomet Endless Summer enclosures creates an opportunity to enclose wider pools. Fixed load bearing profiles are installed every 2 meters, while transparent, solid polycarbonate glazed doors between the profiles easily slide up to provide access to the pool. In this way the enclosure can be opened up to a height of 2.2 m along both sides. The segments are split horizontally into two parts and these 1.1 m parts

can be slid up individually. The pool can be opened up for ventilation easily by opening up only the upper parts, while maintaining a childproof barrier around the pool. Door stoppers installed into the profiles guard against the sliding doors accidentally falling.

We offer different locking solutions for the end walls. Our range includes sliding doors, accordion doors and semi-circle end walls.





Endless Summer 170

MULTIPLIES THE SPACE

Its multiple options for opening will surprise you
Aquacomet has further developed its Endless Summer enclosure to
be larger and wider, adding more space with elegance.



YOUR PARTNER:

