



CDP 40 SWIMMING POOL DEHUMIDIFIER

Function

The CDP 40 is an energy efficient and quiet pool dehumidifier. It works in accordance with the condensation principle. A fan draws the humid air into the dehumidifier and through an evaporator coil. When passing through the evaporator the air is cooled down to below its dew point temperature, and its content of water vapour is condensed into water, which falls into the drip tray and then is led from the drip tray to a drain. The cold, dry air is then passed over the condenser coil where it is re-heated, before leaving the unit at a temperature, which is approx. 5°C higher than at the inlet.

Applications

- Indoor swimming pools, private or hotels
- Therapy pools
- Spas
- Gymnasias

FEATURES

Dehumidifier

- Built into a strong and robust powder coated hot galvanized sheet metal cabinet
- Evaporator and condenser coils are epoxy-coated for high corrosion resistance
- Fixed to the wall by means of a wall mounting strip supplied with the unit
- Condensate outlet located at the bottom. Outlet stub can be connected to a 3/4" hose
- Outside connection to mains

Control

- Built in electronic hygostat and thermostat
- Integrated ON/OFF control of humidity and temperature (electric or water heating coils as accessories)
- 0-VOLT connection for alarm
- 230 V for control valve, exhaust fan and pump/boiler
- RS 485 gate for BMS (Modbus)



Diodes

- BLUE: Power connected, standby mode
- GREEN: Compressor ON, deicing
- YELLOW: Remote pairing mode
- RED: Errors

Defrosting

Active, demand-controlled defrosting is incorporated in the electronic control.

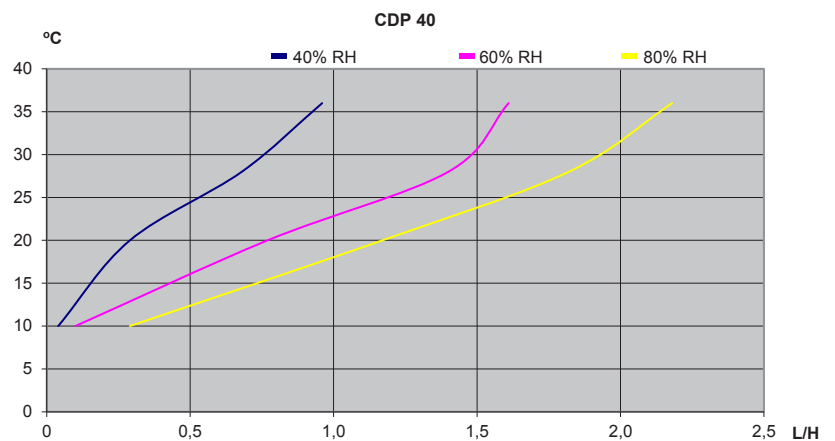
Service

For easy service the refrigerant circuit is supplied with a service valve. The PCB has a USB gate for history data logging for easy fault finding.

TECHNICAL DATA

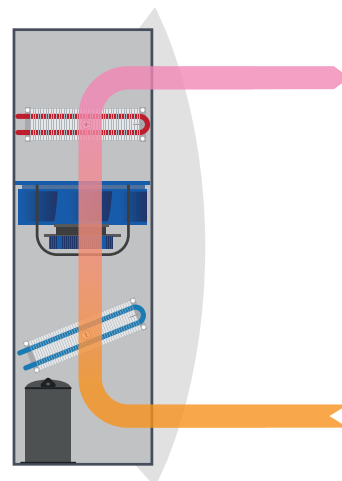
Model	CDP 40
Operating range – humidity	40 – 100 %RH
Operating range – temperature	10 – 36°C
Air volume	400 m ³ /h
Power supply	1x230/50 V/Hz
Max. ampere consumption	3,8 A
Max. power consumption	0,9 kW
Refrigerant	R407C
Quantity of refrigerant	0,7 kg
Compressor	Rotary
Fan	Radial
Sound level (at 1 metre)	46 dB(A)
Weight	56,5 kg
Filter	G3 PPI 15
Colour (Cabinet/Front)	RAL 7035/9016
Protection class	IPX4
Corrosion protection in accordance with EN/ISO 12944-2	C4

CAPACITY CURVES



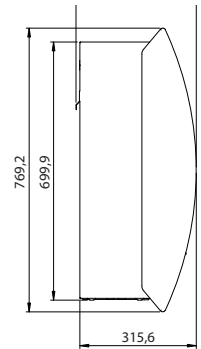
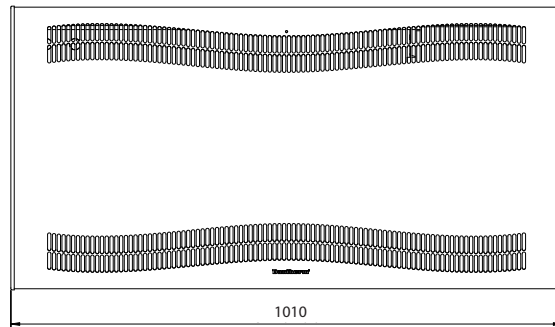
Specific energy consumption (SEC):
0,47 kWh/l at 28°C & 60% RH

INSTALLATION

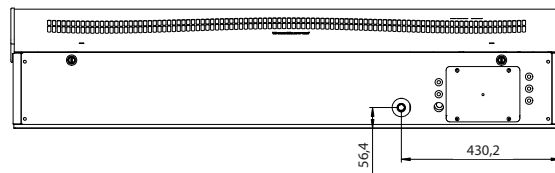


CDP 40, 50 and 70 are designed for installation in the pool hall.

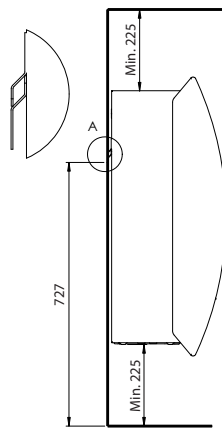
DIMENSIONS CDP 40



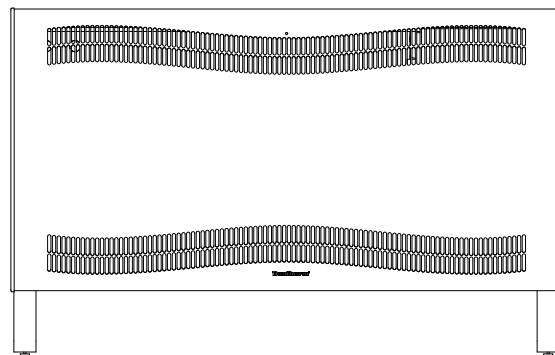
Drain outlet position



Recommended installation of CDP 40




Floor mounting kit



Accessories

- Wireless remote control DRC1
- Floor mounting kit
- Water heating coils
- Control valve for water heating coils
- Electric heating coils
- Exhaust fans

All dimensions are in mm.



CDP 50 SWIMMING POOL DEHUMIDIFIER

Function

The CDP 50 is an energy efficient and quiet pool dehumidifier. It works in accordance with the condensation principle. A fan draws the humid air into the dehumidifier and through an evaporator coil. When passing through the evaporator the air is cooled down to below its dew point temperature, and its content of water vapour is condensed into water, which falls into the drip tray and then is led from the drip tray to a drain. The cold, dry air is then passed over the condenser coil where it is re-heated, before leaving the unit at a temperature, which is approx. 5°C higher than at the inlet.

Applications:

- Indoor swimming pools, private or hotels
- Therapy pools
- Spas
- Gymnasias

FEATURES

Dehumidifier

- Built into a strong and robust powder coated hot galvanized sheet metal cabinet
- Evaporator and condenser coils are epoxy-coated for high corrosion resistance
- Fixed to the wall by means of a wall mounting strip supplied with the unit
- Condensate outlet located at the bottom. Outlet stub can be connected to a ¾" hose
- Outside connection to mains

Control

- Built in electronic hygostat and thermostat
- Integrated ON/OFF control of humidity and temperature (electric or water heating coils as accessories)
- 0-VOLT connection for alarm
- 230 V for control valve, exhaust fan and pump/boiler
- RS 485 gate for BMS (Modbus)



Diodes

- BLUE: Power connected, standby mode
- GREEN: Compressor ON, deicing
- YELLOW: Remote pairing mode
- RED: Errors

Defrosting

Active, demand-controlled defrosting is incorporated in the electronic control.

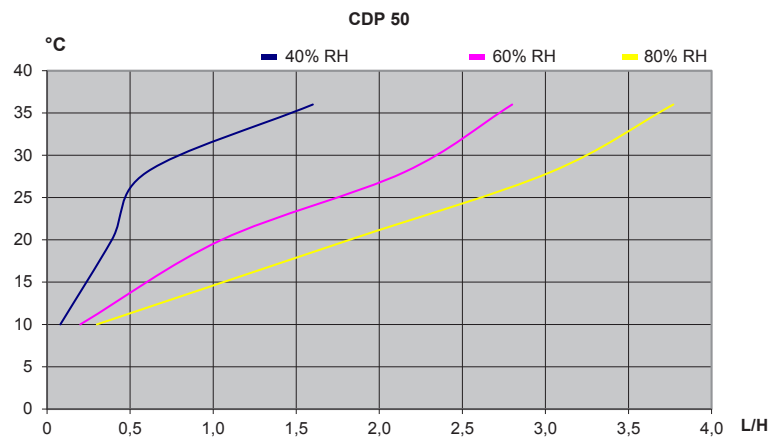
Service

For easy service the refrigerant circuit is supplied with a service valve. The PCB has a USB gate for history data logging for easy fault finding.

TECHNICAL DATA

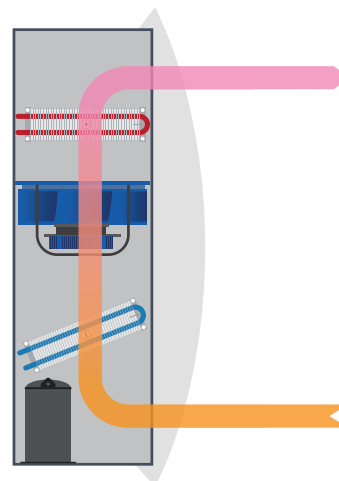
Model	CDP 50
Operating range – humidity	40 – 100 %RH
Operating range – temperature	10 – 36°C
Air volume	680 m ³ /h
Power supply	1x230/50 V/Hz
Max. ampere consumption	6,6 A
Max. power consumption	1,5 kW
Refrigerant	R407C
Quantity of refrigerant	0,9 kg
Compressor	Rotary
Fan	Radial
Sound level (at 1 metre)	47 dB(A)
Weight	65 kg
Filter	G3 PPI 15
Colour (Cabinet/Front)	RAL 7035 / 9016
Protection class	IPX4
Corrosion protection in accordance with EN/ISO 12944-2	C4

CAPACITY CURVES



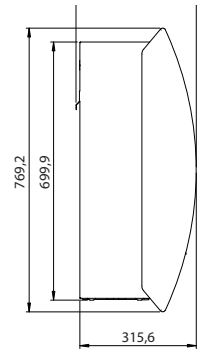
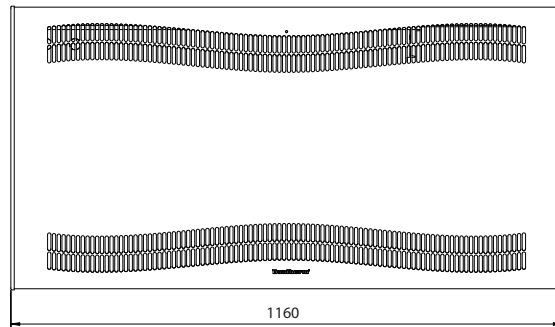
Specific energy consumption (SEC):
0,48 kWh/l at 28°C & 60% RH

INSTALLATION

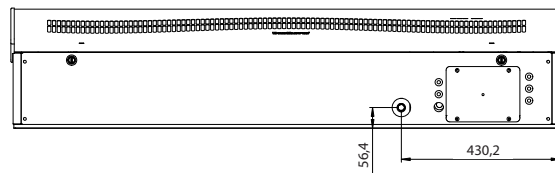


CDP 40, 50 and 70 are designed for installation in the pool hall.

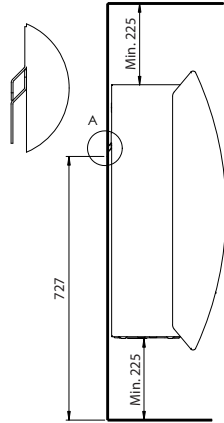
DIMENSIONS CDP 50



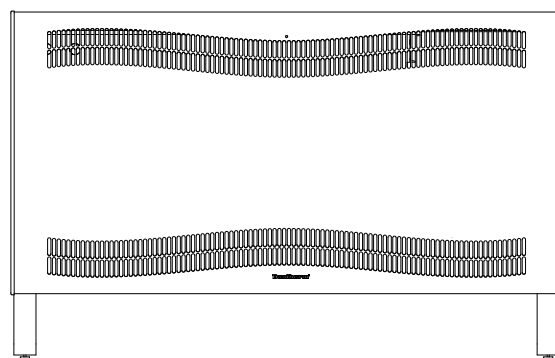
Drain outlet position



Recommended installation of CDP 50



Floor mounting kit



Accessories

- Wireless remote control DRC1
- Floor mounting kit
- Water heating coils
- Control valve for water heating coils
- Electric heating coils
- Exhaust fans

All dimensions are in mm.



CDP 70 SWIMMING POOL DEHUMIDIFIER

Function

The CDP 70 is an energy efficient and quiet pool dehumidifier. It works in accordance with the condensation principle. A fan draws the humid air into the dehumidifier and through an evaporator coil. When passing through the evaporator the air is cooled down to below its dew point temperature, and its content of water vapour is condensed into water, which falls into the drip tray and then is led from the drip tray to a drain. The cold, dry air is then passed over the condenser coil where it is re-heated, before leaving the unit at a temperature, which is approx. 5°C higher than at the inlet.

Applications:

- Indoor swimming pools, private or hotels
- Therapy pools
- Spas
- Gymnasias

FEATURES

Dehumidifier

- Built into a strong and robust powder coated hot galvanized sheet metal cabinet
- Evaporator and condenser coils are epoxy-coated for high corrosion resistance
- Fixed to the wall by means of a wall mounting strip supplied with the unit
- Condensate outlet located at the bottom. Outlet stub can be connected to a ¾" hose
- Outside connection to mains

Control

- Built in electronic hygostat and thermostat
- Integrated ON/OFF control of humidity and temperature (electric or water heating coils as accessories)
- 0-VOLT connection for alarm
- 230 V for control valve, exhaust fan and pump/boiler
- RS 485 gate for BMS (Modbus)



Diodes

- BLUE: Power connected, standby mode
- GREEN: Compressor ON, deicing
- YELLOW: Remote pairing mode
- RED: Errors

Defrosting

Active, demand-controlled defrosting is incorporated in the electronic control.

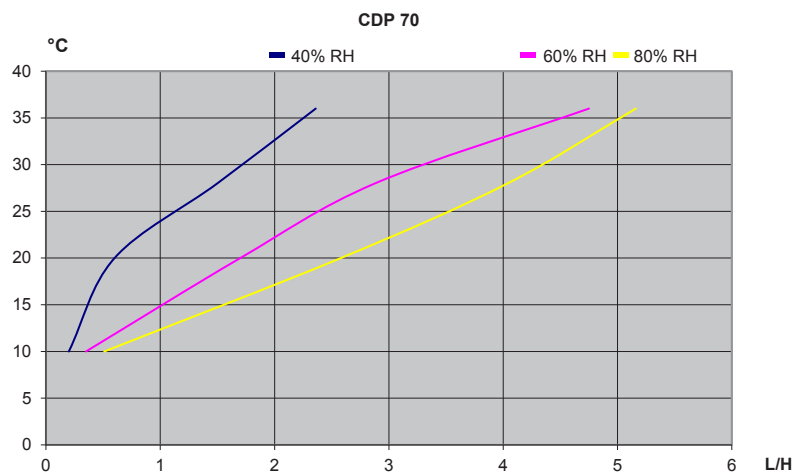
Service

For easy service the refrigerant circuit is supplied with a service valve. The PCB has a USB gate for history data logging for easy fault finding.

TECHNICAL DATA

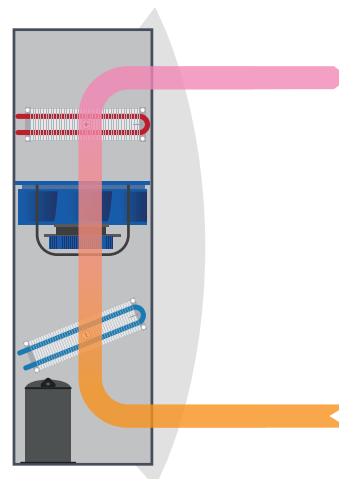
Model	CDP 70
Operating range – humidity	40 – 100 %RH
Operating range – temperature	10 – 36°C
Air volume	900 m ³ /h
Power supply	1x230/50 V/Hz
Max. ampere consumption	8 A
Max. power consumption	1,8 kW
Refrigerant	R407C
Quantity of refrigerant	1,2 kg
Compressor	Rotary
Fan	Radial
Sound level (at 1 metre)	50 dB(A)
Weight	75,5 kg
Filter	G3 PPI 15
Colour (Cabinet/Front)	RAL 7035 / 9016
Protection class	IPX4
Corrosion protection in accordance with EN/ISO 12944-2	C4

CAPACITY CURVES



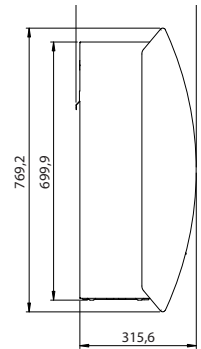
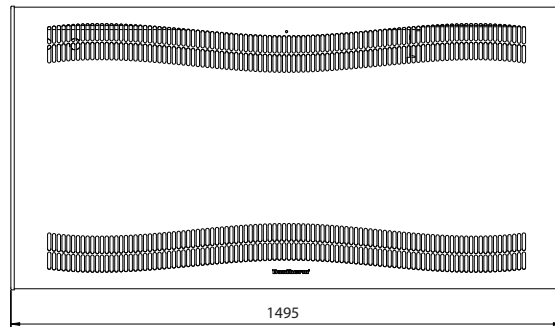
Specific energy consumption (SEC):
0,43 kWh/l at 28°C & 60% RH

INSTALLATION

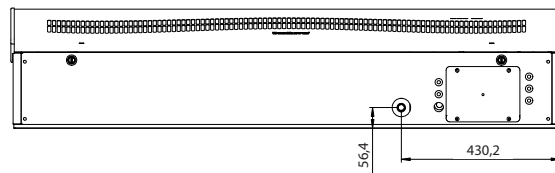


CDP 40, 50 and 70 are designed for installation in the pool hall.

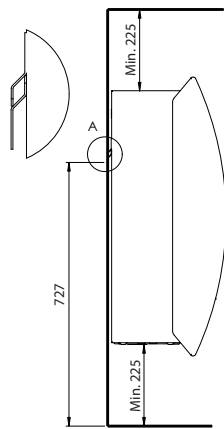
DIMENSIONS CDP 70



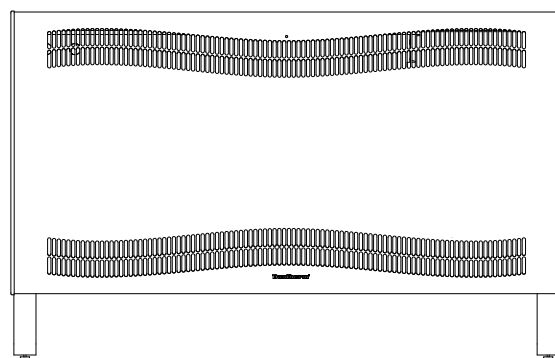
Drain outlet position



Recommended installation of CDP 70



Floor mounting kit



Accessories

- Wireless remote control DRC1
- Floor mounting kit
- Water heating coils
- Control valve for water heating coils
- Electric heating coils
- Exhaust fans

All dimensions are in mm.