

AQUAGEM®




THE **1st** FULL INVERTER POOL PUMP

InverHero

INVERSilence TECHNOLOGY

InverSilence technology is developed by Aquagem for the most silent and saving pump solutions. It combines with full inverter technology, volute hydraulic system and DC brushless motor, not only allows the pump to run intelligently between 30~120% capacity to fulfill different application like filtration and backwash, but also reduces the sound level by more than 30 times and saving energy up to 90%.



Full Inverter technology

The inverter drive can precisely control the pump speed round by round. It allows the running capacity to be automatically adjusted between 30~120%, which is most energy saving and silent.

Volute hydraulic system

The noise is isolated by the volute structure which makes more turbulence-free flow at less noise compared with traditional diffuser type.

DC brushless motor

DC brushless motor ensures the pump much less noise, higher efficiency and more durability.

Magic Inverter, Up to 15 Times More Energy-saving

6~15 Times
energy saving

100w
10 m³/h

200w
14.2 m³/h

1050w
25 m³/h

1500w
25 m³/h




InverHero 1.05kW



ON/OFF Pool Pump

* Flow rate at 8m head

30 Times More Silent than on/off pumps



Whisper

30 dB



Refrigerator

40 dB



Washing machine

60 dB



ON/OFF pool pump

70 dB





INTELLIGENT FULL TOUCH CONTROLLER



AI/MI mode optional:

- **Auto Inverter mode:**
After setting the water flow, the pump could automatically detect the system pressure and adjust the running capacity
- **Manual Inverter mode:**
The running capacity can be set manually according to different application needs



Power consumption reading



Flow reading



One-click backwash

OTHER FEATURES



External control--RS485 modbus, Digital input, Analog input, Relay output.

It allows the pump to be operated by other equipments.



WIFI optional

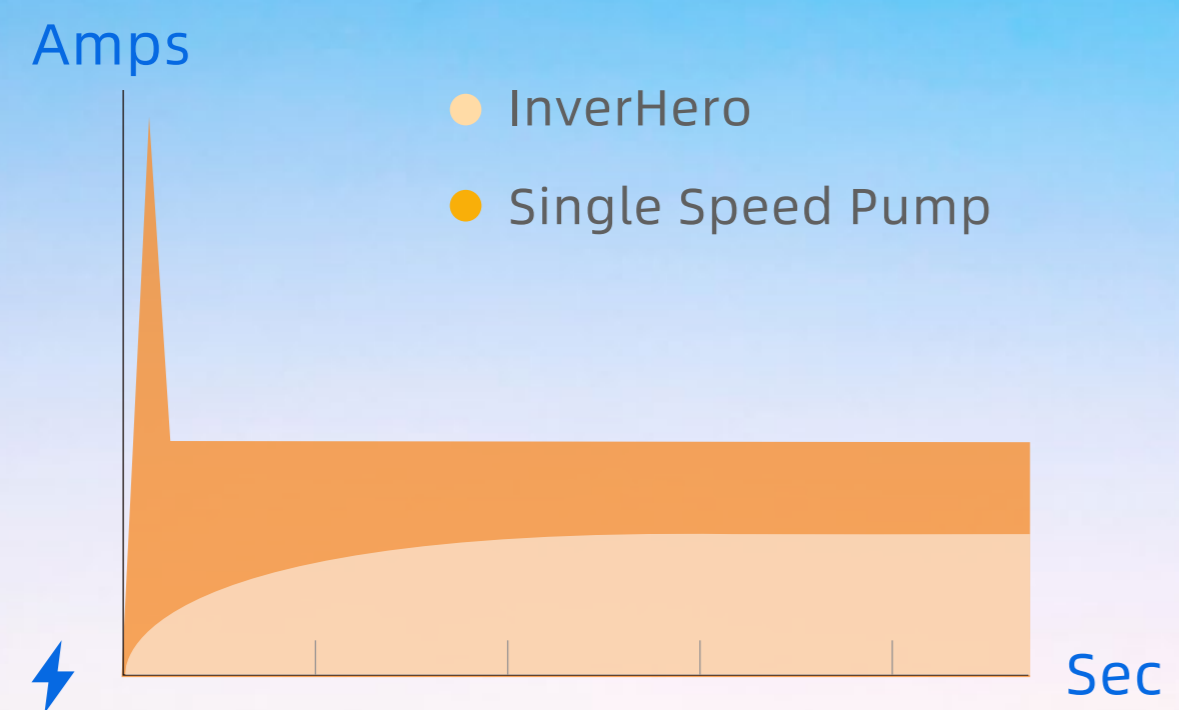
The pump can be controlled at anytime, anywhere.



Soft start--full protection on electrical system

With full inverter technology, Aquagem inverter pump will start from 0 amp to rated amps steadily.

There is no rush to the house electricity system.



TECHNICAL PARAMETER

Model	Advised pool volume (m ³)	P1 (kW)	Voltage (V/Hz)	Qmax (m ³ /h)	Hmax (m)	Circulation Flow (m ³ /h) (Max)	
						8m	10m
IH20	30~50	0.75	220-240/50/60	23.4	18.0	18.1	14.1
IH24	40~70	1.05		26.0	20.0	23.0	19.3
IH30	50~80	1.4		28.3	20.5	27.6	24.5
IH40	70~100	1.75		40.3	20.5	35.6	32.0

Model	20GP (pcs)	40GP (pcs)	40HQ (pcs)	Packing Dimension (mm)
IH20 / IH24 / IH30 / IH40	402	846	987	648*270*340

PERFORMANCE CURVE

