



*design centre*

# Design Service


Our service is designed to ensure complete customer satisfaction, everything comes together perfectly.

We pride ourselves on providing a truly individual service for all customers, complementing an extensive choice and good stock levels with a comprehensive design service.

Customers can choose from a range of hand-made mosaic designs or commission one to their own specifications.

Working from detailed drawings or just a sketch or picture, our skilled, experienced creative team will develop bespoke mosaics.

The result can truly be called a work of art, inspired by the customer's own imagination.




The Design Centre can create amazing bespoke design motifs. Simply provide us with your desired design either by photograph, or even a sketch drawing and we will work with you to bring your dream mosaic to reality. We can use any of the true, cut, or full tile methods of mosaic depending on which is suited for your specified environments.



#### Tile bands

The Design Centre allows clients to create feature bands to any design, in any colour combination, to achieve a truly individual finish. Features can also be produced using most of our mosaic ranges.




#### True mosaic

The true method of mosaic is created using tiny colourful pieces of tiles that when put together form a beautiful work of art. The design service can create your perfect true mosaic to any specification.



#### Cut tile

The cut tile method of mosaic is created using full tiles that are cut and positioned into the exact shape of the chosen designs. This method of design is ideal for every situation.





#### Full tile

The full tile method of mosaic is created using the full uncut mosaics placed in set trays to your chosen designs.




#### Victoriana

The Victoriana range of designs are based on the traditional styles of the Victorian era. Using a number of tile colours and standard and bespoke designs, the design service can create a simple but stunning visual aesthetic ideal for both large and small scale environments.



# motifs

selection of swimming pool tile bands

The Waxman Design Centre can create amazing bespoke design motifs. Simply provide us with your desired design either by photograph, or even a sketch drawing and we will work with you to bring your dream mosaic to reality. We can use any of the true, cut, or full tile methods of mosaic depending on which is suited for your specified environments. 



## A true mosaic

The true method of mosaic is created using tiny colourful pieces of tiles that when put together form a beautiful work of art.

The Waxman design service can create your perfect true mosaic to any specification.



true mosaic

## B cut tile

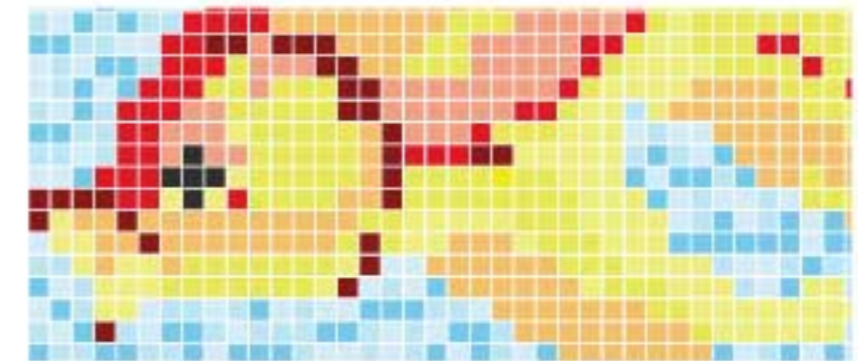
The cut tile method of mosaic is created using full tiles that are cut and positioned into the exact shape of the chosen designs. This method of design is ideal for every situation.



cut tile


## C full tile

The full tile method of mosaic is created using the full uncut mosaics placed in set trays to your chosen designs.




full tile


## examples of motifs using full tile method



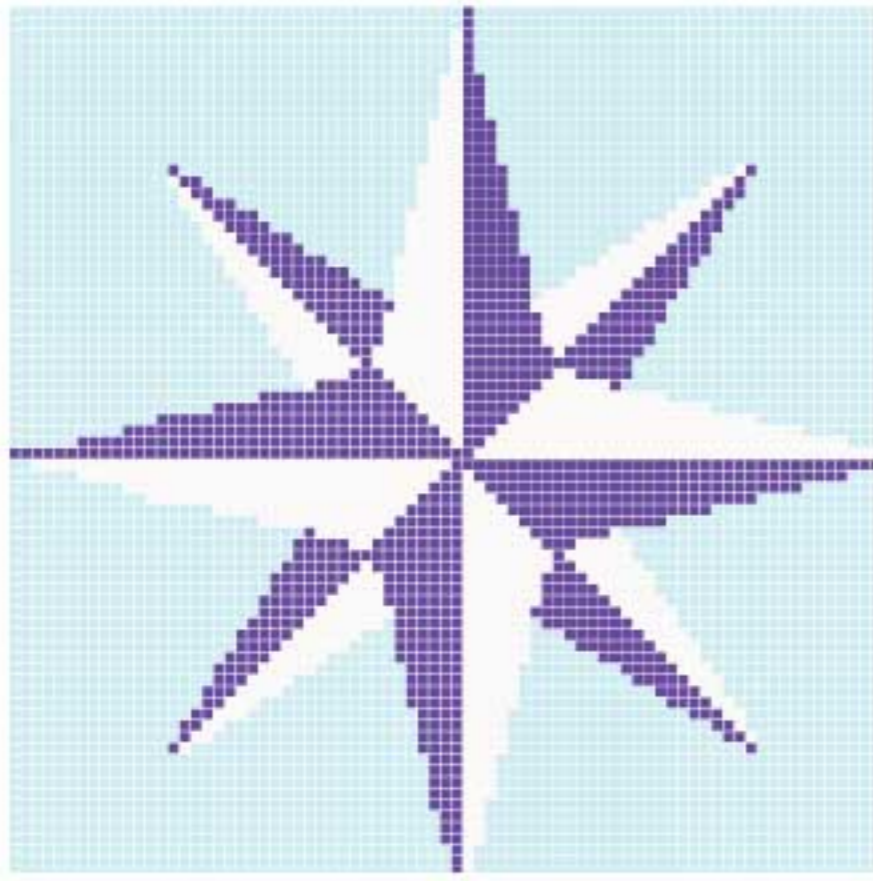
D-01 Dolphin  
B-144 Background



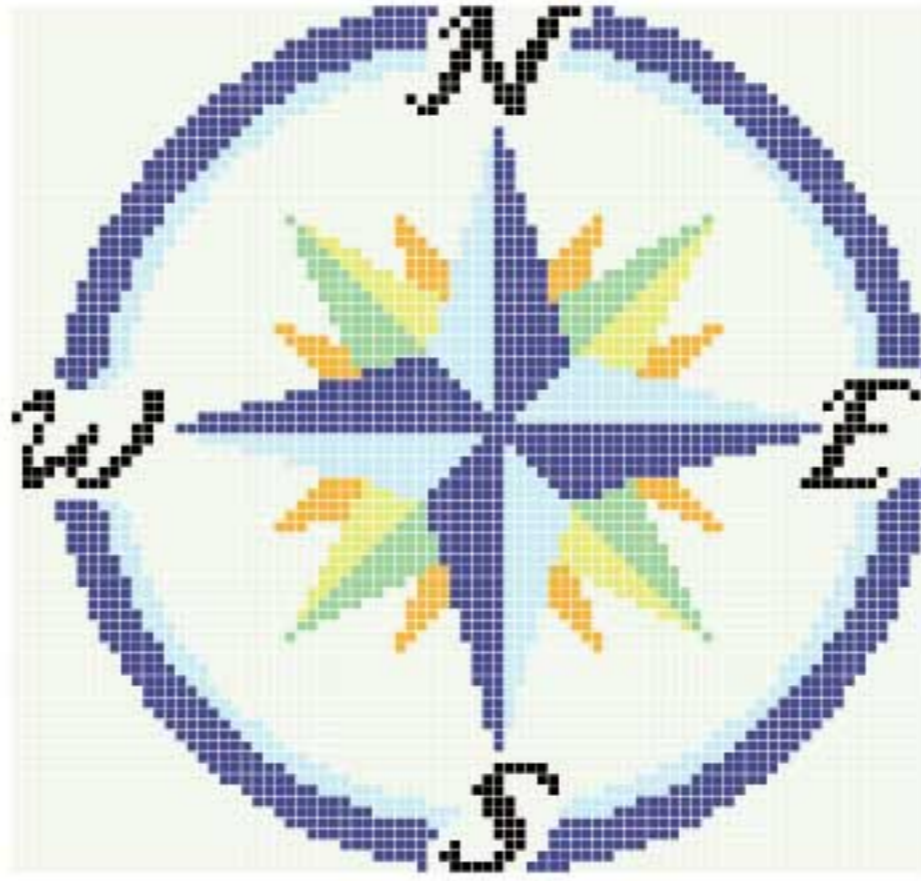
D-01/A Double Dolphin  
B-448 Background



D-01 Dolphin  
B-144 Background



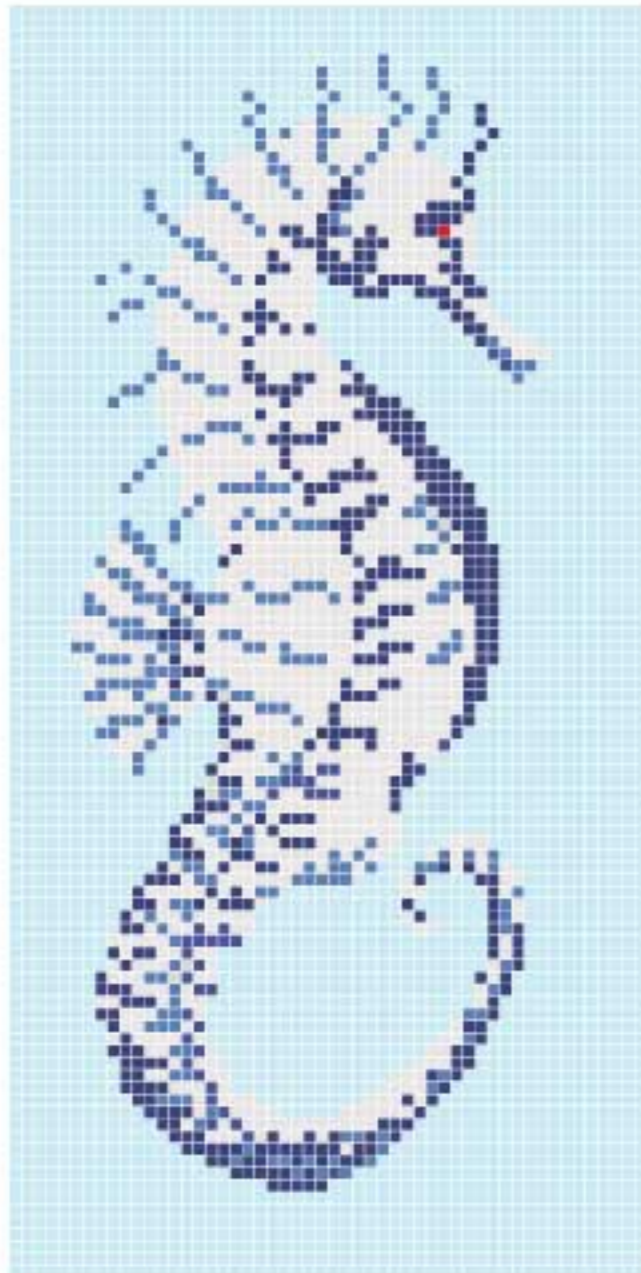
D-04 Compass



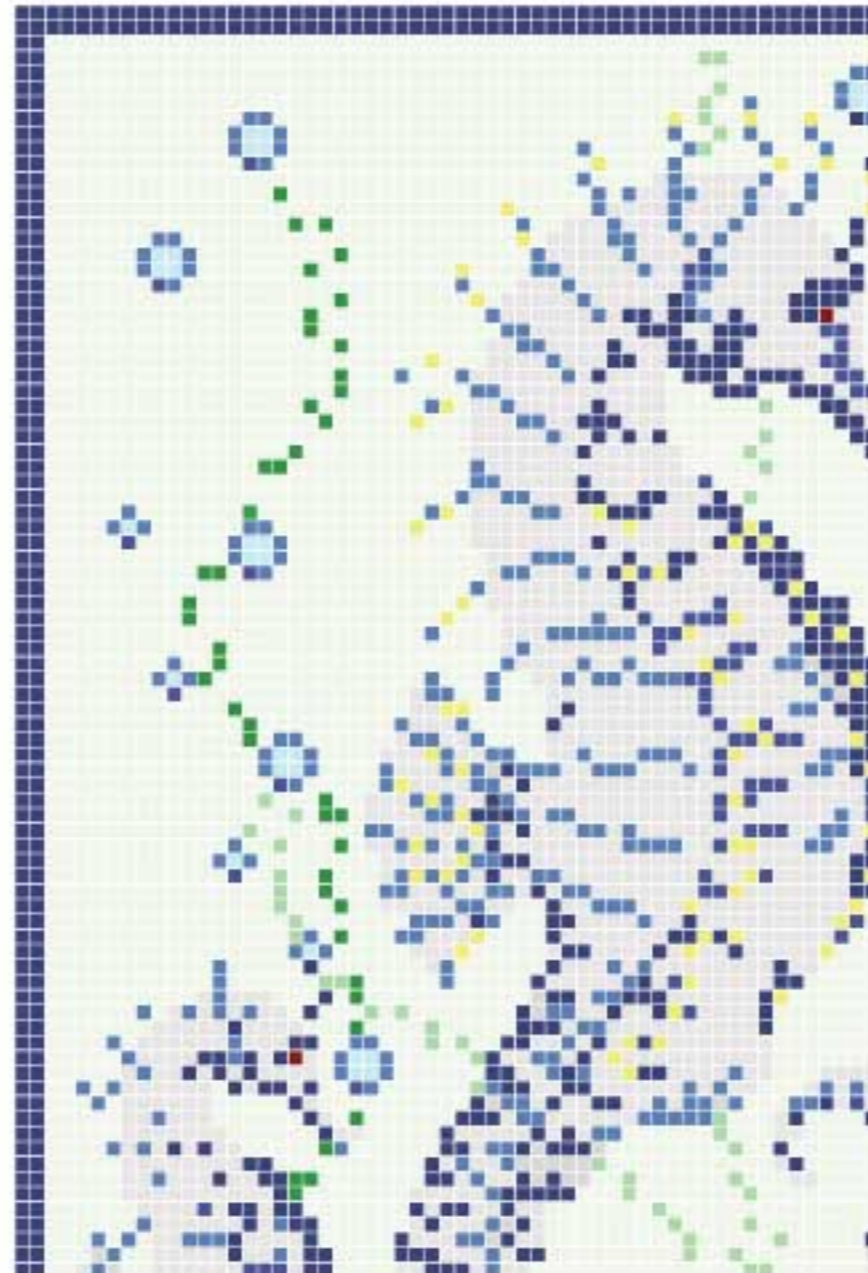
D-09 Compass



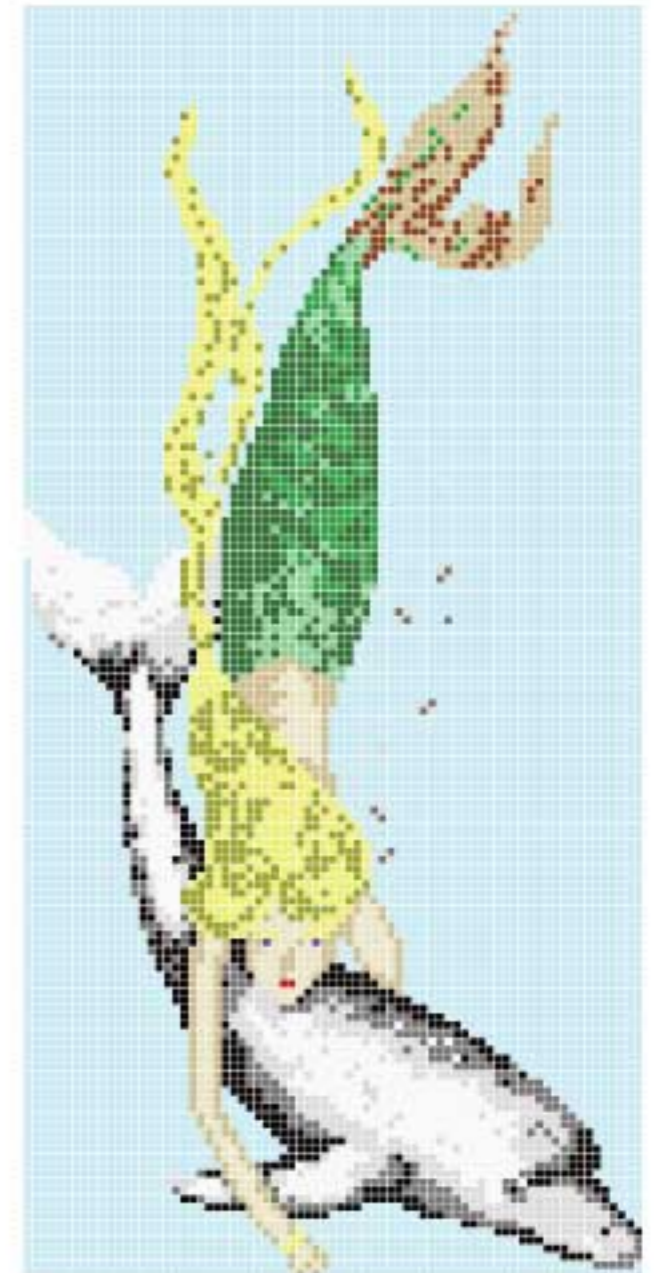
Lily-3




AG-8501 Cheval Marin




AG-8501/A Cheval Marin and Baby



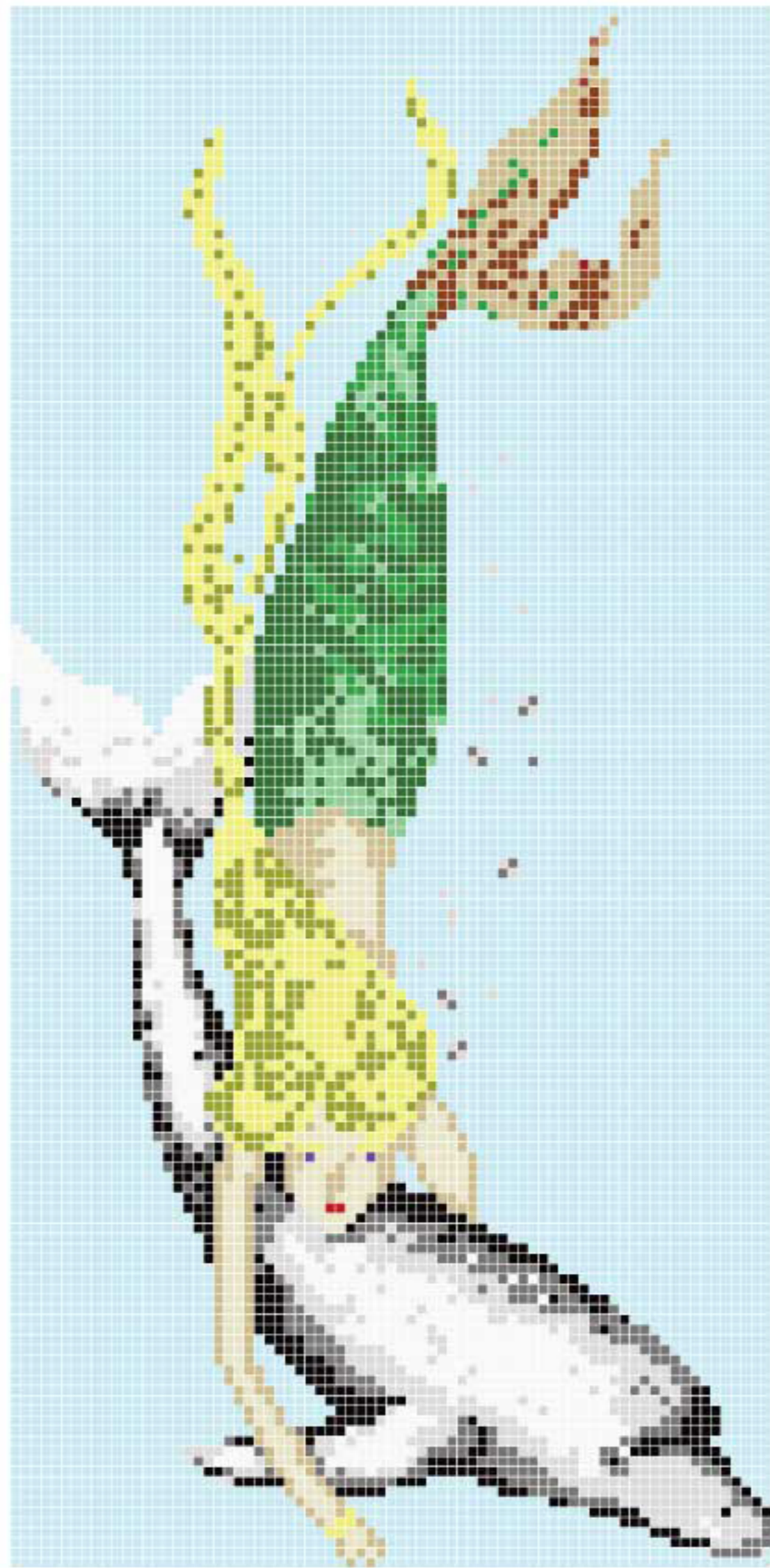
D-06 Undersea



Shark 2



D-11 Sealion



# graduating fades

selection of graduating fades

Graduating mosaic fades are ideal for creating relaxing bathrooms or treatment rooms with elegance and style. Choose from one of the following examples shown, which have been created using the popular Harmonie series, or simply select your favourite colours from our extensive range to create your own ambience. Graduating fades can be produced from most of our mosaic ranges to suit your own requirements.



#### Above Image Fade

Colours:

- Harmonie AF-3 Flores
- Harmonie AF-4 Scilly
- Harmonie AG-17 Californie
- Glasstile 10150 Morning Dew

#### Cover Image Fade


Range: Harmonie

Colours:


- AG-72 Noisetier
- AG-20 Gravier
- AG-35 Coriandre
- 01-AG Palladium
- 04-AG Cuivre
- AG-16 Tulie

## floor to ceiling fades


90 tile fade  
348 x 2403mm




**DF-902 Turquoise Fade**  
Range: Harmonie  
Colours:  
AG-2 Pierre  
AG-17 Californie  
AG-3 Lotus  
AG-75 Bahamas  
AF-2 Cipagno




**DF-903 Dark Blue Fade**  
Range: Harmonie  
Colours:  
AF-1 Floride  
AG-34 Aster  
AG-32 Galapagos  
AG-33 Danube  
AG-6 Cariabes



**DF-901 Green Fade**  
Range: Harmonie  
Colours:  
AG-2 Pierre  
AG-3 Lotus  
AG-24 Ivraie  
AG-31 Buis



**DF-904 Aqua Fade**  
Range: Harmonie  
Colours:  
AG-2 Pierre  
AG-17 Californie  
AF-1 Floride  
AG-32 Galapagos




**DF-905 Greys Fade**  
Range: Harmonie  
Colours:  
AG-1 Muguet  
AG-4 Mouette  
AG-36 Schiste  
AG-11 Prunelle



# pool wall fade

60 tile fade


348 x 1602mm



## DF-605 Sunrise Fade

Range: Harmonie  
Colours:


- AG-20 Gravier
- AG-13 Camel
- AG-35 Coriandre
- AG-16 Tuille



## DF-606 Ocean Fade

Range: Harmonie  
Colours:


- AF-1 Floride
- AG-5 Egee
- AG-32 Galapagos
- AG-6 Caraibes



## DF-607 Royal Fade

Range: Harmonie  
Colours:

- AF-3 Flores
- AG-34 Aster
- AG-33 Danube



## DF-614 Azure Fade

Range: Harmonie  
Colours:

- AG-1 Muguet
- AF-1 Floride
- AG-32 Galapagos



tel 0845 257 8899  
info@waxmanceramics.com  
www.waxmanceramics.com

Leeds

Loughborough

Bristol