

Aqua Descaler Instruction Guide



RECOMMENDED EQUIPMENT



PRESSURISED SPAY DEVICE



PLASTIC WATERING CAN



RUBBER GLOVES



PROTECTIVE EYE-WEAR



POOL BRUSH



VAC POLE

IMPORTANT

Prior to use, apply suitable gloves, clothing, eye and face protection. If applying in an indoor environment make sure the room is well-ventilated. For best results we recommend applying Aqua Descaler using a pressurised garden sprayer to apply an even coat and reduce wastage.

For pool widths over 4m we recommend attaching a 2m lance extension.

DOSAGE


Allow 1 litre per 10 SQM cover area to help remove light scale deposits or use as a preventative measure. For heavy scale contamination, three to four applications may be necessary.

STEP 1


Pour 5 litre Aqua Descaler in to a pressurised garden sprayer (protect floor area as chemical is a powerful acidic cleaner that may stain, affect floor finish).

Apply, Descaler to 1-2 SQM surface area at time. Leave for 30-45 minutes. Do not apply in wet weather or if there is surface water present on cover..






BEFORE APPLICATION



DESCALER APPLIED



30 MINS



REMOVE CALCIUM

STEP 2

Once the Descaler has started to breakdown calcium deposits, use an 18" pool brush or soft plastic scraper remove the undissolved deposits into pool water. Rinse off the cover using a hose pipe or flood the slats in one metre increments by gently depressing the slat ends encouraging water onto the surface. Remove the cover to remove surface water. Any calcium entering the pool can be vacuumed at a later stage.



Repeat above steps until all Calcium deposits have been removed.

Once the cover has been treated, check pH levels (7.4-7.6) and adjust as necessary. As a preventative measure, we recommend using Aqua Descaler at regular intervals, every 8-12 weeks.



USE POOL BRUSH TO REMOVE REMAINING DEPOSITS

IMPORTANT - PLEASE READ LABEL INSTRUCTION PRIOR TO USE

Aqua Descaler For Calcium removal on PVC/Polycarbonate Slatted Covers		Batch No : Quantity : Date: 21/02/2020
<p>Aqua Descaler is a very powerful acidic cleaner for removing scale deposits from PVC and slatted covers. Contains HEDP and Phosphoric acid.</p> <p>DIRECTIONS Apply undiluted directly to PVC or Polycarbonate slats using a watering can or ideally a 5/10 Ltr garden sprayer (pressurised) vessel. For wide cover widths, we recommend using a lance extension. Spray slats evenly. Leave for 30 minutes. Use an 18" pool brush to help remove stubborn calcium deposits. Rinse cover with clean water. Two to three application applications may be necessary to remove heavy calcium contamination. Coverage approximately 1 L per 10 m2 surface area. Rinse all containers thoroughly after use. Check pool pH after each treatment and adjust as necessary. Further information can be found on www.paramountpools.co.uk</p>		
	Danger Causes skin irritation. Causes serious eye damage. Wear protective gloves/protective clothing/eye protection/face protection. Use only outdoors or in a well-ventilated area. IF ON SKIN: Wash with plenty of soap and water. IF IN EYES: Rinse cautiously with water for several minutes. Remove contact lenses, if present and easy to do. Continue rinsing. Immediately call a POISON CENTRE or doctor/physician. Take off contaminated clothing and wash before reuse.	
	Paramount Pools Ltd Unit A, Fosters Business Park, Old School Road, Hook, Hampshire, RG27 9NY	Tel : 01256 748380

- DO- wear protective eye-wear
- DO- protective gloves and clothing
- DO- rinse all containers after use
- DO- check pH balance after each treatment

- DO NOT- throw unused Descaler down drains
- DO NOT- apply to metallic objects
- DO NOT- apply to stone, marble, porcelain etc
- DO NOT- leave chemical or equipment unattended



Paramount
POOL PRODUCTS

over 40 years service to the industry

01256 748 380 | sales@paramountpools.co.uk | paramountpools.co.uk