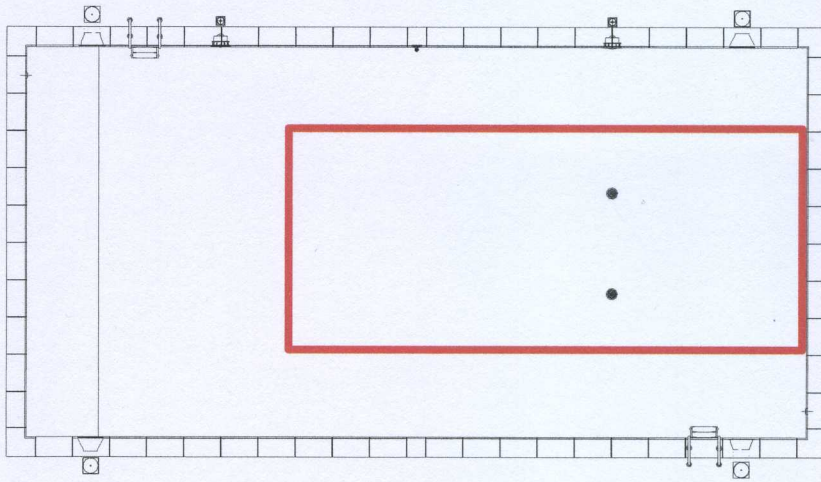


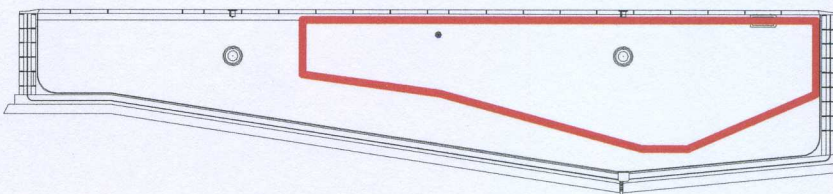
THE CAGE OF SAFETY



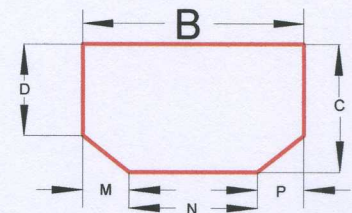

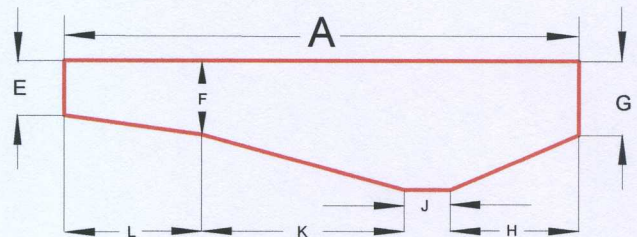
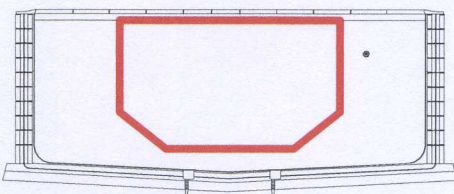
To check if your pool conforms to the Cage of Safety draw the minimum dimensions for the type of diving board and pool you are designing and superimpose it on top of your design drawing.

The red outline shows that the pool on the left conforms to the Cage of Safety

No part of the pool construction, steps etc enters the red outline of the Cage of Safety



The diving board should overhang the edge of the pool by at least 0.5m and the Cage of Safety starts immediately below the end of the board



Type of Board	Type of pool	Minimum dimension in metres													
		A	B	C	D	E	F	G	H	J	K	L	M	N	P
Semi-rigid 0.5 m above water	Domestic	8.53	3.66	2.13	1.52	0.91	1.22	1.22	2.13	0.76	3.35	2.28	0.76	2.13	0.76
Semi-rigid 0.5 m above water	Commercial	9.14	4.27	2.44	1.52	0.91	1.52	1.22	1.91	1.22	2.74	3.28	1.04	2.13	1.07
Semi-rigid 1.0 m above water	Commercial	9.75	4.88	2.59	1.52	1.22	1.68	1.52	1.82	2.44	1.98	3.5	0.91	3.05	0.91