



Live your dream



DREAMMAKERSPAS.COM



# Dreams. Everyone has one.

If you're lucky, you have more than just one.  
Dreams are the things that keep us going.  
Keep us looking forward to tomorrow.  
Keep us reaching for more.  
Dreams are the fuel for our souls.

At DreamMaker Spas, we want to be part of helping everyone live their dream. It might seem like a bit of a stretch to see how one of our hot tubs could help you live your dream, but the way we see it, we can't think of a better way to help.

The reality is, sometimes life can get in the way of getting where you want to go. Whether it's sore muscles slowing down your marathon training, or a bad back pushing you to cancel that big anniversary trip to Hawaii, we can be there to help. Maybe you just love the idea

of keeping family and friends close so life feels full, all the time. That's where we can really make a difference.

It doesn't matter what your dream is, the important thing is you keep dreaming. Let your imagination take you wherever you want to go and pursue your happiness. The question isn't whether you should be dreaming, it's what do you want to do with your dream?

Think of the rest of this booklet as DreamMaker Spas invitation to live your dream. We look forward to being there to see it happen.



# Living your dream life.



Knowing you have the promise of recovery waiting for you makes it easier to embrace a more active life. Get back to running, go play tennis, meet a friend for a round of golf. Life is way more fun when you can do everything you want to do.

A DreamMaker hot tub is also a magnet for family and friends. It's a place to connect and unwind, a chance to share stories and catch up. When life is this good, you just want to share it with others.

# DreamMaker Spas, Innovation leaders.

Founded in 2001 and built on family values, DreamMaker Spas is an industry leader, holding several patents, including developing its proprietary Syncrylic™ Material.

## #1 VALUE SPA IN THE USA

Proudly made in the USA, DreamMaker hot tubs feature the smooth contours of acrylic while retaining the everlasting durability and strength of High-Density Poly Ethylene (HDPE). Ranked the #1 U.S. value spa by Trade Certified™, dollar for dollar, DreamMakers' elegant design, quality massage, Therma-Zone Insulation System, and Weather Shield Cover, deliver the best value on the market today!

*Syncrylic™* SUSTAINABLE,  
RECYCLABLE

Embracing a zero-waste approach to manufacturing, DreamMaker Spas continues to be a leader in innovation and technology. DreamMaker is the exclusive manufacturer of hot tubs made using our patented, proprietary and recyclable Syncrylic™ material. Any excess material is recycled into a variety of popular consumer goods.

Our goal is simple: To provide high-quality products that allow everyone to enjoy leisure, recreation, and wellness. Regardless of how much space you have for a hot tub or how much you choose to invest, a DreamMaker is the perfect marriage of health and pleasure.

## SUPPORT YOU COUNT ON

We have created a network of dedicated retailers in over 60 countries around the world. From the moment you start looking for a hot tub, our retailer network is eager to assist. Whether we are providing product information, knowledgeable advice or after-sales service and support, DreamMaker has the most dedicated retailers in the industry. They provide the passion, vision and knowledge to deliver a world-class customer experience. You can rest comfortably knowing experienced factory-trained support is available wherever you are located.



USA #1 VALUE



# The DreamMaker therapeutic difference.

Sometimes it's the little changes that can make the biggest difference. Adding a DreamMaker hot tub to your backyard can make that difference in so many ways.

## THE BENEFITS OF HYDROTHERAPY:

Immersing your body into a DreamMaker Spa, filled with sparkling clean water that is set to the perfect temperature for comfort, begins the process of hydrotherapy.

Combine that with the hydrotherapeutic massage action delivered through DreamMaker's adjustable Comfort Zone Massage Jet technology and the added water vibrancy in the jet-stream controlled by the topside Comfort Air Controller, and you will begin to feel and experience the difference within minutes.

Warm water helps relax and soothe the body by dilating blood vessels and increasing blood flow. That added blood

flow to skin and muscles can help reduce and ease stiffness and tension throughout your entire body.

That is just the beginning of a healthier and happier you.

- Experience better health
- Increase blood flow
- Reduce inflammation
- Sleep better
- Relax more
- Bring families together
- Share time with friends
- Enjoy time alone
- Recharge your mind

## COMFORT ZONE JET AND AIR SYSTEM TECHNOLOGY



Topside Soft Touch Comfort Air Controllers combined with Precision Sure-Seal Adjustable Jets gives you total control.

Vari-Flo - Max



Vari-Flo



Accu-Flo



Accu-Flo - Mini



# Comfort delivered on a whole new level.

DreamMaker goes to great lengths to deliver you the best-in-class hydrotherapeutic massage with ergonomic comfort and performance that allows you to be in control of your hot tub experience.

## TOTAL COMFORT SOLUTION

The best hydrotherapeutic massage experience is delivered through the total comfort solution approach created by DreamMaker Spas.

- **Optimized seat ergonomics** – Every seat and lounge has been meticulously sculpted to fit a wide variety of body shapes and sizes.
- **Sculpted Syncrylic™ Contours** – each DreamMaker no-float seating design, combined with recessed Sure-Seal Jets, and comfortable Everlast Pillow headrests provide a total comfort solution.

## OPTIMAL MESSAGE EXPERIENCE

- **Choose Your Comfort Zone Seat** – Day or night, you are in control of your hot tub experience. Customize your massage experience to the way you like it.

## ENJOY IT YOUR WAY

- Adjustable Sure-Seal Jets
- Adjustable air-controlled water action
- Adjustable water fountain
- LED back-lit fountain color choices
- Optional added LED lighting for enhanced chromatherapy

## COMFORT ZONES DESIGNED FOR YOU

Whether you choose an all-seat or lounge-style spa, DreamMaker delivers comfort.

- Multi-Point full back
- Shoulders and spine
- Neck and shoulders
- Lower back and lumbar
- Feet and calves
- Warm-up or cool down

Seat styles vary by model.  
Choose the model right for you.





# Cleaner, clearer, water with easy maintenance.

## WATER MAINTENANCE

Our Easy Klean Convex 2 Filtration is the perfect balance of a strong pump/filter combination that cleans the water with optimal efficiency.

Crystal clear water is essential to your hot tub experience. DreamMaker Spas has invested in filtration and water care engineering to keep your spa as clean as possible with the least amount of effort, helping ensure safe, healthy, clean water for you and your family to enjoy!

- **High Flow Skimmer Grill – Dual action collection**  
Helps draw debris up from the surface of the hot tub simultaneously while skimming the water surface.
- **Patented Easy Klean Convex 2 Filter – Purification**  
An integrated core micro filter that requires no hard center, allowing water filtration down to an 8 Micron level, leaving the water to a sparkling shine!
- **No-Bypass Filtration – Total water capture**  
Based on average water volume and circulation, all water circulates through the filtration system, cleaning 100% of the water in less than just 10 minutes.
- **Easy Klean Filtration Pump – Quiet and dependable**  
Using the standard factory settings your spa will filter 100% of the water over 25 times a day to help ensure you enjoy more relaxation time with loved ones.
- **Syncrylic™ – Easy to clean**  
Syncrylic™ is a proprietary formula designed to be smooth and elegant that is easy to clean with less maintenance.
- **Easy Klean Ozone\***  
Lightning is nature's air purifier. That "fresh, clean, after-the-rain" smell that we notice after a storm results from nature's creation of ozone. DreamMaker's Easy Klean Ozone System reduces your water maintenance so you can spend more time relaxing surrounded by clean, fresh water.

\* Clean is defined as the removal of microscopic (down to 3 µm level, varies by model) debris from the water. Ozone aids in the grouping of small debris. Once combined, the debris can be more easily caught by the filtration process. Included on all Crossover and Premium models; optional on Plug and Play models, available at time of spa purchase only.





# Peace of mind so you can relax.



## *Syncrylic™* HIGH PERFORMANCE SHELL

Our state-of-the-art shell design is made using our patented Syncrylic™ material which provides a premium dependable HDPE finish. HDPE is well known for its extremely durable qualities including use in armor protection vests.

Syncrylic creates a shell that is impervious to nature, moisture and the elements and is guaranteed not to split, peel, rot or rust, making it virtually indestructible.

## COMFORT FIT UNIBODY SHELL

Each spa shell is rotationally formed as one complete shell using uniquely engineered molds designed to provide an enjoyable, comfortable ergonomic fit for each seat style, while also integrating high weight support structures inside the shell body.

## THERMA-ZONE INSULATION SYSTEM

Our Therma-Zone insulation system is designed with the same optimum energy efficiency you'd find in a high-end premium cooler or thermos, providing peace of mind in the coldest climates.

The Therma-Zone insulation system surrounds the shell and insulates the plumbing. The soft foam provides extra support for the plumbing, improving its reliability, while at the same time absorbing equipment noise for quieter operation.

## WEATHER-GUARD FLOOR

The extra protection provided by the solid Syncrylic shell spa floor, combined with the Therma-Zone full insulation barrier, will keep the heat in and unwanted critters out.

TO FIND OUT MORE ABOUT THE  
DREAMMAKER ADVANTAGE, VISIT OUR  
WEBSITE AT [DREAMMAKERSPAS.COM](http://DREAMMAKERSPAS.COM)



# Easy to handle. Installation is a dream.



## LIGHTWEIGHT AND DURABLE

DreamMaker hot tubs are the lightest spas on the market today. Our proprietary blend of Syncrylic creates a lightweight hot tub that allows for great portability, not to mention easy installation. The shell has built-in hand holds that make your spa easy to move and position. If you choose to relocate your hot tub it's an easy task compared to other hot tubs on the market.

The Syncrylic shell provides incredible durability and strength for additional handling. Take your hot tub to your cabin or second home and enjoy it wherever you go.



## PLUG & PLAY

You'll enjoy your new DreamMaker hot tub's hassle free setup. No need to coordinate with electricians or have the additional costs to hardwire your spa. Simply place your new hot tub on a level surface, fill with water and plug it in – it's that easy!



## AN INVESTMENT THAT MOVES WITH YOU

All of our hot tubs are easy to remove, transport, and install. You could literally enjoy it all summer at one location, then bring it back home for the winter, making it a perfect addition for your cottage or lake house.

Moving? Relocate your DreamMaker hot tub to your new house and help make the house instantly feel like home without any additional expense.





850° CONTOUR COLLECTION  
White Diamond body with black  
cabinets, Suite Package is included  
on all Contour Models.





2500<sup>S</sup> CABANA COLLECTION  
Black Diamond body with black cabinets,  
spa shown with optional Suite Spa Package,  
plus optional integrated umbrella.



# Your suite dreams can come true!

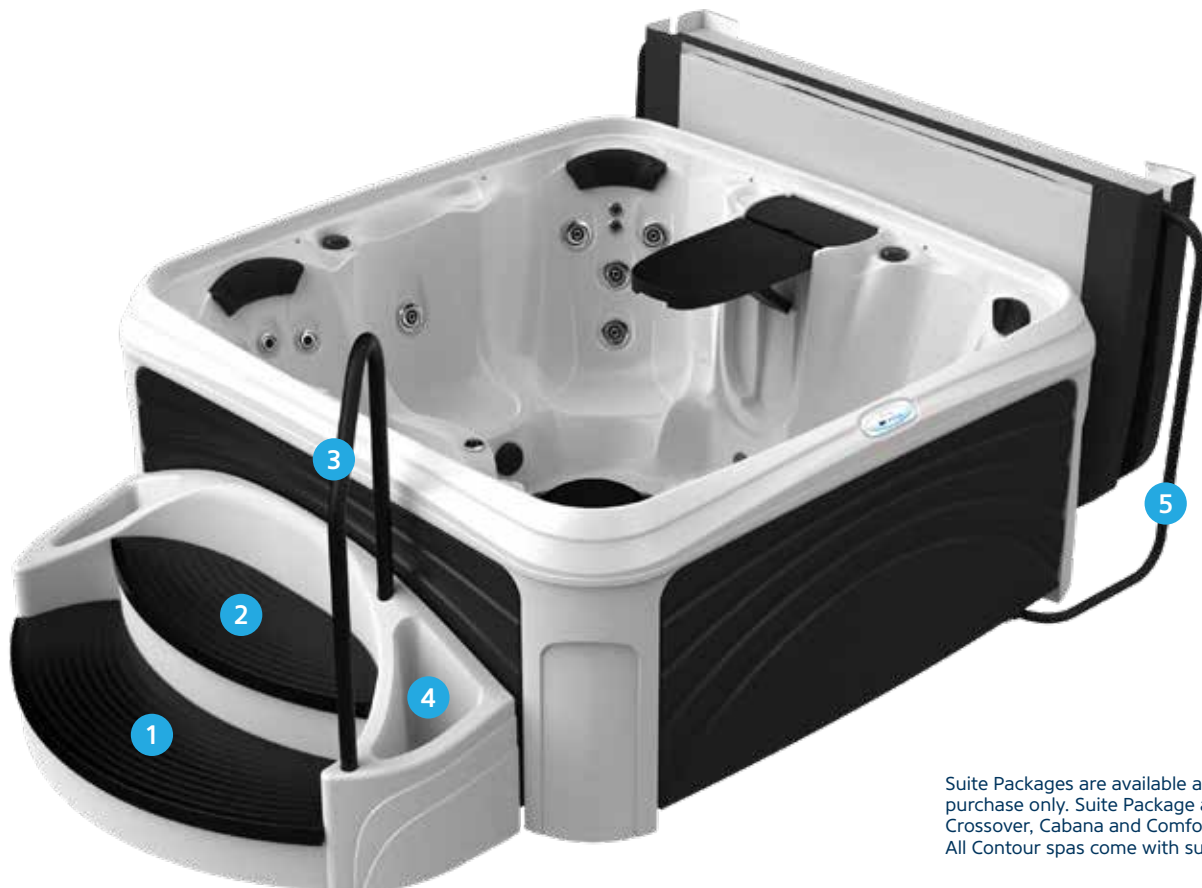
DreamMaker Spas provides you the opportunity to purchase your hot tub with the Suite Package added.

Each Suite Package comes complete with extra-wide integrated Suite Steps with slip resistant step treads, a sturdy smooth cornered handrail, two deep side planters ready for added natural color plus a bonus storage area inside the step.

We've also included a quality cover lifter to make lifting, storing and replacing your cover easy and convenient between every use, helping to extend the life of your cover.

## Complete Suite Includes

- 1 Slip resistant step treads
- 2 Bonus under-step storage
- 3 Sturdy smooth-cornered handrail
- 4 Two deep side planters
- 5 Convenient cover lifter



Suite Packages are available at time of spa purchase only. Suite Package available for Crossover, Cabana and Comfort models. All Contour spas come with suite included.







# DreamMaker Spas Collections & Suites.



## THE CONTOUR COLLECTION

The Contour Collection has an innovative design that incorporates the steps and handrail right into the spa body. The Contour includes a dual filtration system, LED step and back corner lights, cover and lifter.



## THE CROSSOVER COLLECTION

We've created an affordable, deep luxury experience that's hard to beat. All Crossover models come standard with Glo Air Controls, two pop-up waterfalls, perimeter LED package and aromatherapy.



## THE CABANA COLLECTION

This collection is feature-rich, designed with a table and cooler built right in, making entertaining fun and easy. Every Cabana model provides a seat with jets placed specifically for reflexology.



## THE COMFORT COLLECTION

Built for family style comfort with unmatched quality, our Comfort Collection features deep water stream back channels for maximum enjoyment. Also enjoy the LED back-lit water fountain and LED illuminated footwell.





2500<sup>+</sup> CABANA COLLECTION  
White Diamond body with black cabinets

# Contour

## COLLECTION & SUITES

OUR ALL-INCLUSIVE LUXURY COLLECTION,  
WHERE MODERN DESIGN MEETS LUXURY AMENITIES

### PLUG & PLAY

30 Stainless Steel Jets • 120V-15 amp, 1-Pump



**830<sup>S</sup>** ALL SEATS



**830<sup>L</sup>** WITH LOUNGE

### PREMIUM

50 Stainless Steel Jets • 240V-50 amp, 2-Pump



**850<sup>S</sup>** ALL SEATS



**850<sup>L</sup>** WITH LOUNGE

Choose from  
5 contemporary and  
timeless  
COLOR OPTIONS

Black Diamond & Black



Mystic Diamond & Black



Sahara Diamond & Coffee




White Diamond & Black



White Diamond & Gray



CABINET STYLE



Sleek & Modern  
Ribbed Lattice



The Contour comes with steps built into the spa, complete with LED lighting.



All DreamMaker models come as all-seat, or seats with a lounge for your style of comfort.



Every Contour comes with an LED-lit waterfall, adding chromatherapy benefits and ambiance.

## PLUG & PLAY

## PREMIUM

	<b>830<sup>S</sup></b>	<b>830<sup>L</sup></b>	<b>850<sup>S</sup></b>	<b>850<sup>L</sup></b>
<b>Seating</b>	6 person	5 person	6 person	5 person
<b>Dimensions*</b>	78" x 101" x 36" 198 x 256 x 92cm	78" x 101" x 36" 198 x 256 x 92cm	78" x 101" x 36" 198 x 256 x 92cm	78" x 101" x 36" 198 x 256 x 92cm
<b>Spa Volume</b>	314 Gallons 1,189 Liters	305 Gallons 1,155 Liters	314 Gallons 1,189 Liters	305 Gallons 1,155 Liters
<b>Dry Weight</b>	442 lbs. 200 kg.	442 lbs. 200 kg.	488 lbs. 221 kg.	488 lbs. 221 kg.
<b>Jets</b>	30 Adjustable SST	30 Adjustable SST	50 Adjustable SST	50 Adjustable SST
<b>Pillows</b>	3	3	3	3
<b>Electrical**</b>	Convertible 120V-15amp/ 240V-40amp	Convertible 120V-15amp/ 240V-40amp	240V-50amp	240V-50amp
<b>Heating**</b>	1kW/4kW	1kW/4kW	4kW	4kW
<b>Pump(s)***</b>	3 HPR, 2-speed	3 HPR, 2-speed	3 HPR, 2-speed 2.5 HPR, 1-speed	3 HPR, 2-speed 2.5 HPR, 1-speed
<b>Water Feature</b>	Fountain w/ LED Light	Fountain w/ LED Light	Fountain w/ LED Light	Fountain w/ LED Light
<b>Exterior Lighting</b>	Back Corner and Step LEDs	Back Corner and Step LEDs	Back Corner and Step LEDs	Back Corner and Step LEDs
<b>Interior Lighting</b>	LED Footwell Light	LED Footwell Light	LED Footwell Light	LED Footwell Light
<b>Filtration</b>	Dual Filtration, Easy Kleen/Convex 2	Dual Filtration, Easy Kleen/Convex 2	Dual Filtration, Easy Kleen/Convex 2	Dual Filtration, Easy Kleen/Convex 2
<b>Insulation</b>	Therma-Zone	Therma-Zone	Therma-Zone	Therma-Zone
<b>Cover</b>	Weather Shield	Weather Shield	Weather Shield	Weather Shield
<b>Easy Kleen Ozone</b>	Optional	Optional	Included	Included

\*Specifications subject to change. Dimensions vary +/- .5." \*\*The heater on 850 models can be converted from 120V 1kW to 240V 4kW with the installation of a 40amp 240V electrical service by a certified electrician. \*\*\*HPR denotes High Performance Rated. Actual continuous duty horsepower varies depending on model. Consult manufacturer for more details.



# Crossover

## COLLECTION & SUITES

OUR CLASSIC COLLECTION,  
PERFECT FOR RELAXING OR ENTERTAINING

### PLUG & PLAY

30 Stainless Steel Jets • 120V-15 amp, 1-Pump



**730<sup>S</sup>** ALL SEATS



**730<sup>L</sup>** WITH LOUNGE

### PREMIUM

40 Stainless Steel Jets • 240V-50 amp, 2-Pump



**740<sup>S</sup>** ALL SEATS



**740<sup>L</sup>** WITH LOUNGE

Choose from  
5 contemporary and  
timeless  
COLOR OPTIONS

Black Diamond & Black



Mystic Diamond & Black



Sahara Diamond & Coffee




White Diamond & Black



White Diamond & Gray



CABINET STYLE



Rich wood grain  
textured slat panels





The Crossover Collection's Glo Air Controls make them easily to locate and add additional color and light.



Every Crossover includes our perimeter LED package, enhancing the ambiance of your spa experience.



Every Crossover includes two pop-up LED waterfalls that add relaxing sounds to your experience.

## PLUG & PLAY

## PREMIUM

	<b>730<sup>S</sup></b>	<b>730<sup>L</sup></b>	<b>740<sup>S</sup></b>	<b>740<sup>L</sup></b>
<b>Seating</b>	6-7 person	5-6 person	6-7 person	5-6 person
<b>Dimensions*</b>	80" x 80" x 36" 202 x 202 x 92cm	80" x 80" x 36" 202 x 202 x 92cm	80" x 80" x 36" 202 x 202 x 92cm	80" x 80" x 36" 202 x 202 x 92cm
<b>Spa Volume</b>	367 Gallons 1,390 Liters	354 Gallons 1,340 Liters	367 Gallons 1,390 Liters	354 Gallons 1,340 Liters
<b>Dry Weight</b>	456 lbs. 207 kg.	456 lbs. 207 kg.	478 lbs. 217 kg.	478 lbs. 217 kg.
<b>Jets</b>	30 Adjustable SST	30 Adjustable SST	40 Adjustable SST	40 Adjustable SST
<b>Pillows</b>	4	3	4	3
<b>Electrical**</b>	Convertible 120V-15amp/ 240V-40amp	Convertible 120V-15amp/ 240V-40amp	240V-50amp	240V-50amp
<b>Heating**</b>	1kW/4kW	1kW/4kW	4kW	4kW
<b>Pump(s)***</b>	3 HPR, 2-speed	3 HPR, 2-speed	3 HPR, 2-speed 2.5 HPR, 1-speed	3 HPR, 2-speed 2.5 HPR, 1-speed
<b>Water Feature</b>	2 LED Lit Pop-up Waterfalls	2 LED Lit Pop-up Waterfalls	2 LED Lit Pop-up Waterfalls	2 LED Lit Pop-up Waterfalls
<b>Exterior Lighting</b>	8 LED Corner Lights	8 LED Corner Lights	8 LED Corner Lights	8 LED Corner Lights
<b>Interior Lighting</b>	Perimeter/Footwell LEDs, Glo Air Controls	Perimeter/Footwell LEDs, Glo Air Control	Perimeter/Footwell LEDs, Glo Air Control	Perimeter/Footwell LEDs, Glo Air Control
<b>Filtration</b>	Easy Kleen/Convex 2	Easy Kleen/Convex 2	Easy Kleen/Convex 2	Easy Kleen/Convex 2
<b>Insulation</b>	Therma-Zone	Therma-Zone	Therma-Zone	Therma-Zone
<b>Cover</b>	Weather Shield	Weather Shield	Weather Shield	Weather Shield
<b>Easy Kleen Ozone</b>	Included	Included	Included	Included
<b>Aromatherapy</b>	Included	Included	Included	Included

\*Specifications subject to change. Dimensions vary +/- .5." \*\*The heater on 730 models can be converted from 120V 1kW to 240V 4kW with the installation of a 40amp 240V electrical service by a certified electrician. \*\*\*HPR denotes High Performance Rated. Actual continuous duty horsepower varies depending on model. Consult manufacturer for more details.

# Cabana

## COLLECTION & SUITES

OUR FEATURE-RICH COLLECTION THAT  
COMBINES PERFORMANCE WITH STYLE

### PLUG & PLAY

25 Stainless Steel Jets • 120V-15 amp, 1-Pump



**2500<sup>S</sup>** ALL SEATS



**2500<sup>L</sup>** WITH LOUNGE

### PREMIUM

35 Stainless Steel Jets • 240V-50 amp, 2-Pump



**3500<sup>S</sup>** ALL SEATS



**3500<sup>L</sup>** WITH LOUNGE

Choose from  
5 contemporary and  
timeless  
COLOR OPTIONS

Black Diamond & Black



Mystic Diamond & Black



Sahara Diamond & Coffee



White Diamond & Black



White Diamond & Gray



CABINET STYLE



Elegant & modern  
full panel wave



Every Cabana provides a seat with wrist/hand/forearm jets plus foot jets for added reflexology.



Complete your Cabana with optional Ambiance LED lighting package, adding chromatherapy benefits.



The Cabana's built-in folding table and deep cooler makes entertaining with friends convenient and fun.

## PLUG & PLAY

## PREMIUM

	2500 <sup>S</sup>	2500 <sup>L</sup>	3500 <sup>S</sup>	3500 <sup>L</sup>
<b>Seating</b>	5-6 person	4 person	5-6 person	4 person
<b>Dimensions*</b>	80" x 80" x 34" 202 x 202 x 86cm	80" x 80" x 34" 202 x 202 x 86cm	80" x 80" x 34" 202 x 202 x 86cm	80" x 80" x 34" 202 x 202 x 86cm
<b>Spa Volume</b>	329 Gallons 1,245 Liters	314 Gallons 1,189 Liters	329 Gallons 1,245 Liters	314 Gallons 1,189 Liters
<b>Dry Weight</b>	437 lbs. 198 kg.	437 lbs. 198 kg.	465 lbs. 211 kg.	465 lbs. 211 kg.
<b>Jets</b>	25 Adjustable SST	25 Adjustable SST	35 Adjustable SST	35 Adjustable SST
<b>Pillows</b>	3	3	3	3
<b>Electrical**</b>	Convertible 120V-15amp/ 240V-40amp	Convertible 120V-15amp/ 240V-40amp	240V-50amp	240V-50amp
<b>Heating**</b>	1kW/4kW	1kW/4kW	4kW	4kW
<b>Pump(s)***</b>	3 HPR, 2-speed	3 HPR, 2-speed	3 HPR, 2-speed 2.5 HPR, 1-speed	3 HPR, 2-speed 2.5 HPR, 1-speed
<b>Water Feature</b>	Fountain w/LED Light	Fountain w/LED Light	Fountain w/LED Light	Fountain w/LED Light
<b>Exterior Lighting</b>	8 LED Corner Lights	8 LED Corner Lights	8 LED Corner Lights	8 LED Corner Lights
<b>Interior Lighting</b>	LED Footwell Light	LED Footwell Light	LED Footwell Light	LED Footwell Light
<b>Filtration</b>	Easy Kleen/ Convex 2	Easy Kleen/ Convex 2	Easy Kleen/ Convex 2	Easy Kleen/ Convex 2
<b>Insulation</b>	Therma-Zone	Therma-Zone	Therma-Zone	Therma-Zone
<b>Cover</b>	Weather Shield	Weather Shield	Weather Shield	Weather Shield
<b>Easy Kleen Ozone</b>	Optional	Optional	Included	Included

\*Specifications subject to change. Dimensions vary +/- .5." \*\*The heater on 2500 models can be converted from 120V 1kW to 240V 4kW with the installation of a 40amp 240V electrical service by a certified electrician. \*\*\*HPR denotes High Performance Rated. Actual continuous duty horsepower varies depending on model. Consult manufacturer for more details.

# Comfort

## COLLECTION & SUITES

ALL THE BENEFITS OF A LUXURY SPA  
AT A FRACTION OF THE COST

### PLUG & PLAY

23 Stainless Steel Jets • 120V-15 amp, 1-Pump



**2300<sup>S</sup>** ALL SEATS



**2300<sup>L</sup>** WITH LOUNGE

20 Stainless Steel Jets • 120V-15 amp, 1-Pump



**2000<sup>S</sup>** ALL SEATS

Choose from  
5 contemporary and  
timeless  
COLOR OPTIONS

Black Diamond & Black



Mystic Diamond & Black



Sahara Diamond & Coffee



White Diamond & Black



White Diamond & Gray




CABINET STYLE



Rich wood grain  
textured slat panels





Every Comfort provides a programmable LED lighting feature with adjustable flow and color.



Complete your Comfort spa with the optional suite package including storage steps with planters.




The Comfort features conveniently placed, easy-to-use digital controls on every model.

## PLUG & PLAY

	2000 <sup>S</sup>	2300 <sup>S</sup>	2300 <sup>L</sup>
<b>Seating</b>	4-5 person	6-7 person	5-6 person
<b>Dimensions*</b>	78" x 67" x 32" 197 x 171 x 81cm	82" x 82" x 32" 208 x 208 x 81cm	82" x 82" x 32" 208 x 208 x 81cm
<b>Spa Volume</b>	180 Gallons 681 Liters	250 Gallons 950 Liters	240 Gallons 904 Liters
<b>Dry Weight</b>	262 lbs. 119 kg.	324 lbs. 147 kg.	326 lbs. 148 kg.
<b>Jets</b>	20 Adjustable SST	23 Adjustable SST	23 Adjustable SST
<b>Pillows</b>	n/a	4	3
<b>Electrical**</b>	Convertible 120V-15amp/ 240V-40amp	Convertible 120V-15amp/ 240V-40amp	Convertible 120V-15amp/ 240V-40amp
<b>Heating**</b>	1kW/4kW	1kW/4kW	1kW/4kW
<b>Pump(s)***</b>	2 HPR, 2-speed	2 HPR, 2-speed	2 HPR, 2-speed
<b>Water Feature</b>	Fountain w/ LED Light	Fountain w/ LED Light	Fountain w/ LED Light
<b>Exterior Lighting</b>	8 LED Corner Lights	8 LED Corner Lights	8 LED Corner Lights
<b>Interior Lighting</b>	LED Footwell Light	LED Footwell Light	LED Footwell Light
<b>Filtration</b>	Easy Kleen/ Convex 2	Easy Kleen/ Convex 2	Easy Kleen/ Convex 2
<b>Insulation</b>	Therma-Zone	Therma-Zone	Therma-Zone
<b>Cover</b>	Weather Shield	Weather Shield	Weather Shield
<b>Easy Kleen Ozone</b>	Optional	Optional	Optional

\*Specifications subject to change. Dimensions vary +/- .5." \*\*The heater can be converted from 120V 1kW to 240V 4kW with the installation of a 40amp 240V electrical service by a certified electrician. \*\*\*HPR denotes High Performance Rated. Actual continuous duty horsepower varies depending on model. Consult manufacturer for more details.

# Our deluxe features and desirable options.



- 1 Exterior LED corner lights<sup>1</sup>
- 2 Adjustable water fountain with LED<sup>2</sup>
- 3 Weather Shield Cover
- 4 Convenient towel bar
- 5 Ambiance perimeter LED<sup>3</sup>
- 6 Umbrella (Option: Cabana only)
- 0<sub>2</sub> Easy Kleen Ozone System<sup>4</sup>
- 🕯 Aromatherapy (Standard: Crossover only)

Products and specifications may vary or change without notice. Colors may be different from shown. <sup>1</sup> Included on all Contour, Crossover and Cabana models, optional on Comfort. <sup>2</sup> Fountain style different on Crossover Models. <sup>3</sup> Included on Crossover models; optional on all other models. <sup>4</sup> Clean is defined as the removal of microscopic (down to 3 µm level, varies by model) debris from the water. Ozone aids in the grouping of small debris. Once combined, the debris can be more easily caught by the filtration process. Included on Crossover and Premium models; optional on other models. Many options are available at time of spa purchase only.







# Live your dream



**DREAMMAKERSPAS.COM**

Products and specifications may vary or change without notice. Colors may be different from shown.

12-2022