



JOURNEY TO RELAXATION.™

FANTASY SPAS®

IT IS TIME TO STEP INTO YOUR FANTASY.

We believe in the power of warm water to comfort, relieve, and rejuvenate. That is why we focus our efforts on a clear mission: to make hot tub ownership affordable for anyone looking to introduce hydrotherapy into their life.

It all starts with making quality hot tubs that are easy to own and simple to install. When you own a Fantasy® spa, you join a community of happy hot tubbers who have made their fantasy a reality.



AFFORDABLE

Our hot tubs are rotationally moulded, a manufacturing process that involves less labour and material than an acrylic spa, resulting in a durable, unibody hot tub shell designed to look great and perform great for years to come.



PORTABLE

High on quality, low on weight, and designed to fit almost anywhere, our spas can easily be moved around your garden or across town.



ENERGY EFFICIENT

With an internal thermostat, full foam insulation, and locking thermal cover, our hot tubs keep the water hot and ready for your next soak. They also conform to the strict guidelines set forth by the California Energy Commission (CEC), so you can rest easy knowing your hot tub is operating efficiently.



Entice™ Premier shown in Arctic White shell
with Charcoal cabinet



PREMIER SERIES

DREAM BIGGER THAN YOU THOUGHT POSSIBLE.

Make your hot tubbing fantasy a reality by adding subtle touches of elegance and sophistication with the Fantasy Spas® Premier Series.

Featuring contoured pillows*, exterior LED lights*, and a beautiful, synthetic wood cabinet, the Premier Series delivers everything you expect, plus a little more. With perfectly placed jets, and energy saving eco-modes accessible from the digital control panel, the Premier Series invites you to dream big and take your hot tubbing experience to the next level.

FEATURING:

- Sleek, synthetic wood cabinet
- Durable rotomoulded shell
- Intuitive digital control panel
- Serene waterfall*
- Energy-saving programmable modes
- Contoured pillows*
- Exterior multi-colour LED lights*
- Perfectly placed jets
- Underwater multi-colour LED light
- WeatherPro™ thermal locking cover

ENAMOR™ PREMIER



- Seats 4 Adults
- 20 Jets
- 984 Litres
- 166 kg (Dry Weight)
- 206 × 160 × 84 cm

ENTICE™ PREMIER



- Seats 5 Adults
- 27 Jets
- 1,136 Litres
- 202 kg (Dry Weight)
- 218 × 196 × 84 cm

SPLENDOR™ PREMIER



- Seats 5 Adults
- 22 Jets
- 1,003 Litres
- 163 kg (Dry Weight)
- 198 R × 84 cm

COLOUR OPTIONS:

- Arctic White shell with Brown cabinet
- Arctic White shell with Charcoal cabinet
- Sand shell with Brown cabinet
- Sand shell with Charcoal cabinet
- Taupe shell with Brown cabinet
- Taupe shell with Charcoal cabinet



CONTOURED PILLOWS

EXTERIOR LED LIGHTS

SYNTHETIC WOOD SIDING

Enamor™ Premier shown with Sand shell and Brown cabinet

SPORTS SERIES

IT IS YOUR FANTASY, YOU CHOOSE

Treat yourself to mini-vacations right outside your back door.

Turn your garden into an outdoor retreat, nestled amongst the pines in the crisp mountain air, or an all-inclusive beach vacation, or a far away city. It is your Fantasy, you choose.

Indulge in all the benefits of hydrotherapy when you make this dream a reality with your own Fantasy Spas® hot tub.

FEATURING:

- Durable, rotomoulded shell
- Intuitive digital control panel
- Perfectly placed jets
- Serene waterfall (available on most models)
- Underwater multi-colour LED light
- WeatherPro™ thermal locking cover
- Energy-saving programmable modes








Entice™ shown in Taupe








ASPIRE™



-  Seats 2 Adults
-  10 Jets
-  473 Litres
-  113 kg (Dry Weight)
-  183 × 119 × 74 cm






EMBRACE™



-  Seats 2 Adults
-  17 Jets
-  700 Litres
-  122 kg (Dry Weight)
-  178 × 178 × 79 cm






DRIFT™



-  Seats 4 Adults
-  17 Jets
-  719 Litres
-  132 kg (Dry Weight)
-  178 × 163 × 84 cm






ENAMOR™




-  Seats 4 Adults
-  20 Jets
-  984 Litres
-  147 kg (Dry Weight)
-  206 × 160 × 84 cm

ENTICE™




-  Seats 5 Adults
-  27 Jets
-  1,136 Litres
-  181 kg (Dry Weight)
-  218 × 196 × 84 cm

COLOUR OPTIONS:



Sand



Taupe

ACCESSORIES

THE COOL STEP™

Truly the coolest step available! It has an insulated top step and lid to keep drinks cold for days while you enjoy your spa. Do not need a cooler? You can also store towels, water toys, chemicals, and more in this spacious step.

Outer Dimensions: 69 L × 81 W × 38 H cm

Cooler Dimensions: 23 L × 61 W × 36 H cm

Weight: 14 kg

Materials: Resin

Insulation: Full foam insulation of the top step and lid

Colours: Sand, Taupe

Pairs With: *Premier Series:* Enamor™, Entice™; *Sport Series:* Aspire™, Drift™, Embrace™, Enamor™, Entice™



Shown in Taupe



Shown in Sand



Shown in Taupe



Shown in Charcoal

STRAIGHT STEP

Outer Dimensions: 62 L × 75 W × 38 H cm

Weight: 7 kg

Materials: Resin

Colours: Sand, Taupe

Pairs With: *Premier Series:* Enamor™, Entice™; *Sport Series:* Aspire™, Drift™, Embrace™, Enamor™, Entice™

CURVED STEP

Outer Dimensions: 67 L × 75 W × 37 H cm

Weight: 7 kg

Materials: Resin

Colours: Sand, Taupe

Pairs With: *Premier Series:* Splendor™; *Sport Series:* Drift™

SNAP STEP

Outer Dimensions: 56 L × 79 W × 40 H cm

Weight: 6 kg

Materials: Polymer

Colours: Brown, Charcoal

Pairs with: *Premier Series:* Enamor™, Entice™, Splendor™

COVER LIFTER

Open and close your hot tub with ease by using a lifter that protects your cover from unnecessary wear and tear.

36 cm clearance recommended.



Enamor shown in Taupe and RX cover lifter



Entice Premier shown with Arctic White shell and Charcoal cabinet, and Low Mount cover lifter

WATER CARE

CLEAR WATER MADE SIMPLE

Spend more time soaking in crystal clear water with proper water maintenance made simple.

The Ozone System mixes concentrated ozone bubbles into the water to neutralise contaminants such as lotions, detergents, and organic waste.

Filters are essential to maintaining clean water and ensuring proper performance of your hot tub. Change out your filters every 3 months* for maximum hot tub performance.

*Varies based on usage.



Ozone System



Filters

WI-FI KIT

EVERYTHING YOU NEED AT YOUR FINGERTIPS

The Gecko in.Touch 2 Wi-Fi Kit makes it easy for you to control your spa anywhere at any time, all from your phone or tablet. With the touch of a button, you can set the perfect water temperature, turn jets and lights on or off, monitor your water care, and track energy savings.

It is the perfect way to make sure your spa is ready for you anytime you want to soak.

The Wi-Fi kit is compatible with iOS, Android, and voice-assisted devices like Amazon Alexa and Google Home.

Smartphone not included.



	ENTICE™ PREMIER	ENAMOR™ PREMIER	SPLENDOR™ PREMIER	ENTICE™	ENAMOR™
Seating Capacity	5 Adults	4 Adults	5 Adults	5 Adults	4 Adults
Dimensions	218 × 196 × 84 cm	206 × 160 × 84 cm	198 R × 84 cm	218 × 196 × 84 cm	206 × 160 × 84 cm
Water Capacity	1,136 litres	984 litres	1,003 litres	1,136 litres	984 litres
Dry Weight	202 kg	166 kg	163 kg	181 kg	147 kg
Shape	Rectangular / Lounge	Rectangular / Non-lounge	Round	Rectangular / Lounge	Rectangular / Non-lounge
Shell Type	Rotomoulded	Rotomoulded	Rotomoulded	Rotomoulded	Rotomoulded
Shell Colour Options	Arctic White, Sand, Taupe	Arctic White, Sand, Taupe	Arctic White, Sand, Taupe	Sand, Taupe	Sand, Taupe
Cabinet Options	Brown, Charcoal	Brown, Charcoal	Espresso, Coastal Grey	N/A	N/A
Jet Count	27 jets	20 jets	22 jets	27 jets	20 jets
Water Feature	Waterfall	Waterfall	Whirlpool Jet	Waterfall	Waterfall
Lighting	Interior Multi-colour LED light Exterior Multi-colour LED light	Interior Multi-colour LED light Exterior Multi-colour LED light	Multi-colour LED light	Multi-colour LED light	Multi-colour LED light
Control System	Gecko Control System	Gecko Control System	Gecko Control System	Gecko Control System	Gecko Control System
Electrical Configuration	230v	230v	230v	230v	230v
Heater	2 KW	2 KW	2 KW	2 KW	2 KW
Pump	2.0 BHP Two-speed	2.0 BHP Two-speed	2.0 BHP Two-speed	2.0 BHP Two-speed	2.0 BHP Two-speed
Ozone System	Ozone Ready*	Ozone Ready*	Ozone Ready*	Ozone Ready*	Ozone Ready*
Water Care Options	Available as aftermarket	Available as aftermarket	Available as aftermarket	Available as aftermarket	Available as aftermarket
Filter Size	4.5 m ²	4.5 m ²	4.5 m ²	4.5 m ²	4.5 m ²
Energy Efficiency	Certified to the APSP 14 American Standard and the California Energy Commission (CEC) in accordance with California law	Certified to the APSP 14 American Standard and the California Energy Commission (CEC) in accordance with California law	Certified to the APSP 14 American Standard and the California Energy Commission (CEC) in accordance with California law	Certified to the APSP 14 American Standard and the California Energy Commission (CEC) in accordance with California law	Certified to the APSP 14 American Standard and the California Energy Commission (CEC) in accordance with California law
WeatherPro™ Cover	6.35 to 10 cm tapered, 16 kg/m ³ density foam core	6.35 to 10 cm tapered, 16 kg/m ³ density foam core	6.35 to 10 cm tapered, 16 kg/m ³ density foam core	6.35 to 10 cm tapered, 16 kg/m ³ density foam core	6.35 to 10 cm tapered, 16 kg/m ³ density foam core
Cover Colour	Black	Black	Black	Black	Black
Accessories	Built-In Ice Bucket; <i>Optional:</i> Cover Lifter; Steps; Cool Step™; Wi-Fi Kit	Built-In Ice Bucket; <i>Optional:</i> Cover Lifter; Steps; Cool Step™; Wi-Fi Kit	<i>Optional:</i> RX Cover Lifter; Steps; Wi-Fi Kit	Built-In Ice Bucket; <i>Optional:</i> Cover Lifter; Steps; Cool Step™; Wi-Fi Kit	Built-In Ice Bucket; <i>Optional:</i> Cover Lifter; Steps; Cool Step™; Wi-Fi Kit
Warranty	5-Year Structure; 5-Year Shell/ Surface; 2-Year Synthetic Wood Cabinet; 2-Year No Leak Plumbing; 2-Year Component	5-Year Structure; 5-Year Shell/ Surface; 2-Year Synthetic Wood Cabinet; 2-Year No Leak Plumbing; 2-Year Component	5-Year Structure; 5-Year Shell/ Surface; 2-Year Synthetic Wood Cabinet; 2-Year No Leak Plumbing; 2-Year Component	5-Year Structure; 5-Year Shell/ Surface; 2-Year No Leak Plumbing; 2-Year Component	5-Year Structure; 5-Year Shell/ Surface; 2-Year No Leak Plumbing; 2-Year Component

	ASPIRE™	EMBRACE™	DRIFT™
Seating Capacity	2 Adults	2 Adults	4 Adults
Dimensions	183 × 119 × 74 cm	178 × 178 × 79 cm	178 × 163 × 84 cm
Water Capacity	473 litres	700 litres	719 litres
Dry Weight	113 kg	122 kg	132 kg
Shape	Rectangular / Lounge	Triangular / Non-lounge	Rectangular / Non-lounge
Shell Type	Rotomoulded	Rotomoulded	Rotomoulded
Shell Colour Options	Sand, Taupe	Sand, Taupe	Sand, Taupe
Cabinet Options	N/A	N/A	N/A
Jet Count	10 jets	17 jets	17 jets
Water Feature	N/A	Waterfall	Waterfall
Lighting	Multi-colour LED light	Multi-colour LED light	Multi-colour LED light
Control System	Gecko Control System	Gecko Control System	Gecko Control System
Electrical Configuration	230v	230v	230v
Heater	2 KW	2 KW	2 KW
Pump	2.0 BHP Two-speed	2.0 BHP Two-speed	2.0 BHP Two-speed
Ozone System	Ozone Ready*	Ozone Ready*	Ozone Ready*
Water Care Options	Available as aftermarket	Available as aftermarket	Available as aftermarket
Filter Size	2.25 m ²	4.5 m ²	4.5 m ²
Energy Efficiency	Certified to the APSP 14 American Standard and the California Energy Commission (CEC) in accordance with California law	Certified to the APSP 14 American Standard and the California Energy Commission (CEC) in accordance with California law	Certified to the APSP 14 American Standard and the California Energy Commission (CEC) in accordance with California law
WeatherPro™ Cover	6.35 to 10 cm tapered, 16 kg/m ³ density foam core	6.35 to 10 cm tapered, 16 kg/m ³ density foam core	6.35 to 10 cm tapered, 16 kg/m ³ density foam core
Cover Colour	Black	Black	Black
Accessories	<i>Optional:</i> Cover Lifter; Steps; Cool Step™; Wi-Fi Kit	<i>Optional:</i> Cover Lifter; Steps; Cool Step™; Wi-Fi Kit	<i>Optional:</i> Cover Lifter; Curved Step; Steps; Cool Step™; Wi-Fi Kit
Warranty	5-Year Structure; 5-Year Shell/ Surface; 2-Year No Leak Plumbing; 2-Year Component	5-Year Structure; 5-Year Shell/ Surface; 2-Year No Leak Plumbing; 2-Year Component	5-Year Structure; 5-Year Shell/ Surface; 2-Year No Leak Plumbing; 2-Year Component

*Check with local dealer for availability.

“We love our Entice. It is big enough for us and our kids. It is very durable and efficient, easy to clean and drain. It is the perfect size and we love it!”

Entice owner



BUILDING QUALITY SPAS SINCE 1977.

Over 1.8 million hot tubs and counting.

A hot tub is so much more than just warm water and jets. It is a great way to spend time together, unwind, and relieve tension. Let us help you escape from the aches and pains of the day-to-day grind.

Choosing a Fantasy® spa comes with the peace of mind that you are purchasing from Watkins Wellness®, global hot tub leader with over 1.8 million hot tubs built. The unmatched experience of Watkins Wellness means unsurpassed quality and workmanship, along with long-term reliability for you and your family.

Watkins Wellness is part of Masco Corporation, a Fortune 500 company whose family of quality home products includes HansGrohe® faucets and AXOR mixers and showers.



© 2024 Watkins Wellness. 1280 Park Center Drive, Vista, California 92081, USA. Specifications, colours and surface materials are subject to change without notice. Not all features are available on all products. Printed in EU. Fantasy, Journey to Relaxation, Aspire, Drift, Embrace, Enamor, Entice, Splendor, and WeatherPro are trademarks of Watkins Manufacturing Corporation. Hansgrohe is a registered trademark. AXOR is a registered trademark. All 230v models must be installed by a licensed electrician in accordance with local codes.

