



FANTASY SPAS®

Fantasy Spas
Journey to Relaxation

Certikin
FLUIDRA



DO NOT WAIT. STEP INTO YOUR FANTASY

We believe in the power of warm water to comfort, relieve, and rejuvenate. That is why we focus our efforts on a clear mission: to make hot tub ownership an affordable reality. It all starts with making quality hot tubs that are easy to own and simple to install. When you own a Fantasy® spa, you join a community of happy hot tubbers who have made their fantasy a reality.



MADE BY WATKINS WELLNESS™

Purchasing a hot tub from a TradeCertified manufacturer, like Fantasy Spas, means your local retailer has selected one of the most reputable spa manufacturers in North America. You can rest assured knowing that you are getting one of the best performing hot tubs on the market.



AFFORDABLE

Our hot tubs are rotationally molded, a manufacturing process which involves less labour and material than is typically required for a traditional, acrylic hot tub.



PORTABLE

Extremely lightweight, our hot tubs are easy to move around the garden or even across town! Take it home yourself or choose professional delivery!



ENERGY EFFICIENT

There is no need to turn the temperature down when not in use. Fantasy Spas are energy efficient and offer low monthly operating costs. The hot tub's internal thermostat, energy efficient full foam insulation, and locking thermal cover will keep the water hot all the time, so it is always ready whenever you are. Plus it conforms to the strict guidelines set forth by the California Energy Commission.








DURABLE

Fantasy Spas are manufactured using a polyethylene resin, which is then rotationally molded to form a unibody hot tub. This creates an exceptionally durable spa, which will look great for years to come.

ASPIRE™








-  Seats 2 Adults
-  10 Jets
-  450 Litres
-  115 Kg (Dry Weight)
-  183 x 119 x 71 cm

Includes Removable Accessory Tray
Steps are not included

EMBRACE™








-  Seats 2-3 Adults
-  17 Jets
-  700 Litres
-  135 Kg (Dry Weight)
-  178 x 178 x 79 cm

Steps are not included

DRIFT™








-  Seats 4 Adults
-  17 Jets
-  700 Litres
-  130 Kg (Dry Weight)
-  173 x 160 x 81 cm

Steps are not included

ENAMOR™








-  Seats 4 Adults
-  19 Jets
-  875 Litres
-  160 Kg (Dry Weight)
-  206 x 160 x 84 cm

Steps are not included

SPLENDOR™








-  Seats 5 Adults
-  18 Jets
-  1,000 Litres
-  165 Kg (Dry Weight)
-  198 cm R x 86 cm H

Steps are not included

ENTICE™



-  Seats 5 Adults
-  27 Jets
-  1,050 Litres
-  170 Kg (Dry Weight)
-  218 x 196 x 84 cm

Includes Built-in Ice Bucket
Steps are not included

ALL SPAS AVAILABLE IN:



Sand

Taupe

Espresso

	ASPIRE™	EMBRACE™	DRIFT™	ENAMOR™	SPLENDOR™	ENTICE™
Seating Capacity	2 Adults	2-3 Adults	4 Adults	4 Adults	5 Adults	5 Adults
Dimensions	183 x 119 x 71 cm	178 x 178 x 79 cm	173 x 160 x 81 cm	206 x 160 x 84 cm	198 x 86 cm	218 x 196 x 84 cm
Water Capacity	450 litres	700 litres	700 litres	875 litres	1,000 litres	1,050 litres
Dry Weight	115 kg	135 kg	130 kg	160 kg	165 kg	170 kg
Shape	Rectangular / Lounge	Triangular / Non-lounge	Rectangular / Non-lounge	Rectangular / Non-lounge	Round / Non-lounge	Rectangular / Lounge
Shell Type	Rotomolded	Rotomolded	Rotomolded	Rotomolded	Rotomolded	Rotomolded
Shell Colour Options	Sand, Taupe, Espresso	Sand, Taupe, Espresso	Sand, Taupe, Espresso	Sand, Taupe, Espresso	Sand, Taupe, Espresso	Sand, Taupe, Espresso
Cabinet Options	Roto-matching color	Roto-matching color	Roto-matching color	Roto-matching color	Roto-matching color	Roto-matching color
Jet Count	10 with stainless steel trim	17 with stainless steel trim	17 with stainless steel trim	19 with stainless steel trim	18 with stainless steel trim	27 with stainless steel trim
Water Feature	N/A	Waterfall	Waterfall	Waterfall	Whirlpool jet	Waterfall
Lighting	Multi-colour LED light	Multi-colour LED light	Multi-colour LED light	Multi-colour LED light	Multi-colour LED light	Multi-colour LED light
Control System	Gecko control system	Gecko control system	Gecko control system	Gecko control system	Gecko control system	Gecko control system
Electrical Configuration	230v	230v	230v	230v	230v	230v
Heater	2 KW	2 KW	2 KW	2 KW	2 KW	2 KW
Pump	2.0 BPH Two-speed	2.0 BPH Two-speed	2.0 BPH Two-speed	2.0 BPH Two-speed	2.0 BPH Two-speed	2.0 BPH Two-speed
Ozone System	Ozone Ready*	Ozone Ready*	Ozone Ready*	Ozone Ready*	Ozone Ready*	Ozone Ready*
Water Care Options	Available as aftermarket	Available as aftermarket	Available as aftermarket	Available as aftermarket	Available as aftermarket	Available as aftermarket
Filter Size	2.25 m ²	4.5 m ²	4.5 m ²	4.5 m ²	4.5 m ²	4.5 m ²
Energy Efficiency	Certified to the APSP 14 National Standard and the California Energy Commission (CEC)	Certified to the APSP 14 National Standard and the California Energy Commission (CEC)	Certified to the APSP 14 National Standard and the California Energy Commission (CEC)	Certified to the APSP 14 National Standard and the California Energy Commission (CEC)	Certified to the APSP 14 National Standard and the California Energy Commission (CEC)	Certified to the APSP 14 National Standard and the California Energy Commission (CEC)
Vinyl Cover	6.35 to 10 cm tapered, 16 kg/m ³ density foam core	6.35 to 10 cm tapered, 16 kg/m ³ density foam core	6.35 to 10 cm tapered, 16 kg/m ³ density foam core	6.35 to 10 cm tapered, 16 kg/m ³ density foam core	6.35 to 10 cm tapered, 16 kg/m ³ density foam core	6.35 to 10 cm tapered, 16 kg/m ³ density foam core
Cover Colour Options	Espresso, Grey	Espresso, Grey	Espresso, Grey	Espresso, Grey	Espresso, Grey	Espresso, Grey
Accessories	Removable Accessories Tray; Cover Lifter (Optional); The Cool Step™ (Optional); Steps (Optional)	Cover Lifter (Optional); The Cool Step™ (Optional); Steps (Optional)	Cover Lifter (Optional); The Cool Step™ (Optional); Steps (Optional)	Built-In Ice Bucket; Cover Lifter (Optional); The Cool Step™ (Optional); Steps (Optional)	Cover Lifter (Optional); The Cool Step™ (Optional); Steps (Optional)	Built-In Ice Bucket; Cover Lifter (Optional); The Cool Step™ (Optional); Steps (Optional)
Warranty	5-Year Structure; 5-Year Shell/Surface; 2-Year No Leak Plumbing; 2-Year Component	5-Year Structure; 5-Year Shell/Surface; 2-Year No Leak Plumbing; 2-Year Component	5-Year Structure; 5-Year Shell/Surface; 2-Year No Leak Plumbing; 2-Year Component	5-Year Structure; 5-Year Shell/Surface; 2-Year No Leak Plumbing; 2-Year Component	5-Year Structure; 5-Year Shell/Surface; 2-Year No Leak Plumbing; 2-Year Component	5-Year Structure; 5-Year Shell/Surface; 2-Year No Leak Plumbing; 2-Year Component

*Can be installed at time of purchase.



ACCESSORIES

FANTASY SPAS STRAIGHT STEP

Outer Dimensions: 62 L x 75 W x 38 H cm

Weight: 7 kg

Materials: Rugged, rotationally molded construction

Colours: Sand, Taupe, Espresso

Pairs With: Aspire™, Embrace™, Enamor™, Entice™



FANTASY SPAS CURVED STEP

Outer Dimensions: 67 L x 75 W x 37 H cm

Weight: 7 kg

Materials: Rugged, rotationally molded construction

Colours: Sand, Taupe, Espresso

Pairs With: Drift™, Splendor™



COVER LIFTER

Start each hot tubbing session off right with a cover lifter that makes removing and replacing the cover a breeze.

36 cm clearance recommended



Certikin

FLUIDRA

Unit 9, Witan Park, Avenue 2, Station Lane Industrial Estate, Witney, Oxfordshire, OX28 4FJ, United Kingdom
Email: info@certikin.co.uk

www.certikin.co.uk



Contact your Certikin stockist for prices and availability.

This literature is intended as a guide.
The company reserves the right to change the specifications without notice.