A photograph of a swimming pool with a hot tub, a wooden shed, and potted plants. The pool is surrounded by a stone patio and has a blue mosaic tile interior. The hot tub is in the foreground, and the main pool is in the middle ground. A wooden shed is in the background, and there are several potted plants around the pool.

Unsurpassable quality
outstanding choice

SENLA C STONE



SENLAC STONE

The finest choice for reconstructed & natural stone

Senlac Stone is recognised as one of Europe's leading makers of coping for swimming pool surrounds and colour matching paving for landscaping. With nearly 50 years experience behind us, our range is the most comprehensive available anywhere, and whatever the shape or size of your pool, we

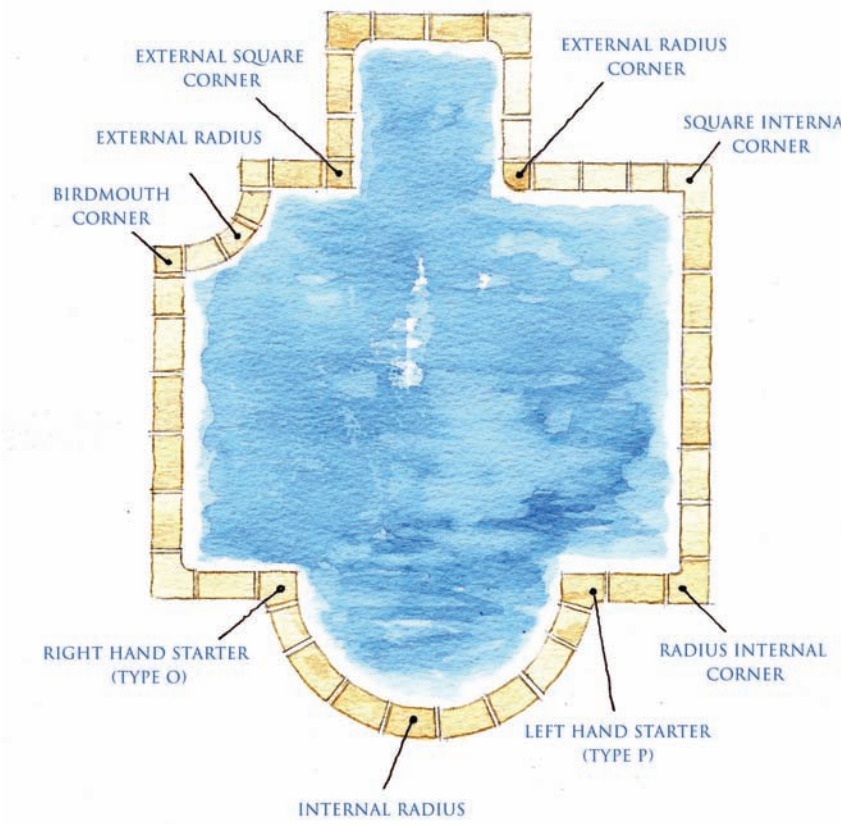
can usually supply your needs from stock, whether in white, buff or grey colours.

By using reconstructed natural quarried stone in the manufacturing process, we take no short cuts in providing you with the finest quality product.


All our copings are solid throughout, immensely strong, and hand finished as standard. The resulting non-slip and warm to the touch feel will enhance any swimming pool.

A most attractive alternative material for coping and paving is natural stone. One of the earliest building materials, natural stone has a timeless beauty. Its visual appeal is greatly enhanced by the fact that no two pieces are ever the same - each one has its own characteristics with natural colour and texture variations.


Senlac Stone are dedicated to providing you, our customer, with the highest possible standard of personal service and product quality. You can be assured of this whenever you place an order or enquiry with us.




Square External Corner



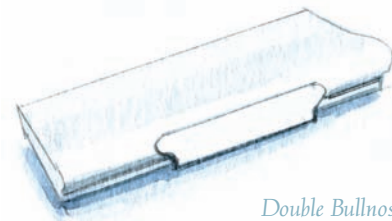
Roman End Starter




Radius Corner



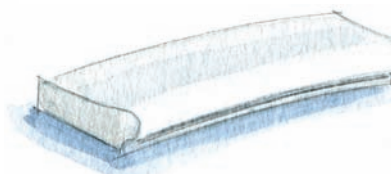
Double Bullnose Transition




Square Corner




Internal Radius




Double Bullnose Straight




External Radius




Buff Flat Top Square Corner



Buff Mini Internal Radius

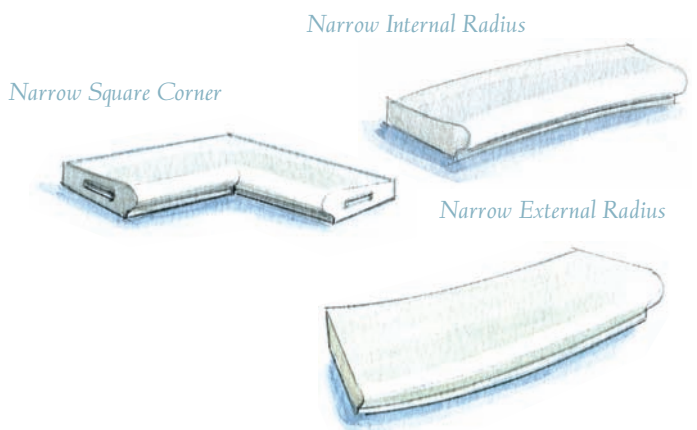


Buff Flat Top Straight

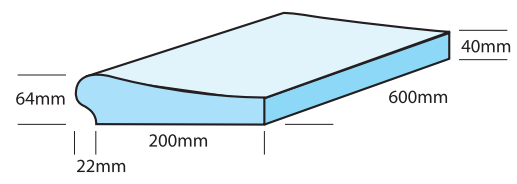



AquaEasy Over the Edge





NARROW COPING



Ideal for the smaller pool, Narrow coping is only 200mm (8") wide. It is also light in weight and fast to lay. Compared with larger traditional style swimming pool copings, savings of up to 20% may be made on the installed cost.

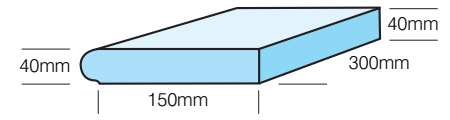
NARROW COPING	
Straight 24" long	NTQ
Internal Corner 6" Radius	NM
Internal Corner 12" Radius	NM12
Internal Corner Square	NL
Birdmouth Corner	†
External Corner Square	NG
External Corner 6" Radius	†
Internal Radius 2'	NR2
Internal Radius 3'	NR3
Internal Radius 4'	NR4
Internal Radius 5'	NR5
Internal Radius 6'	NR6
Internal Radius 7'	NR7
Internal Radius 8'	NR8
Internal Radius 10'	NR10
Internal Radius 12'	NR12
Internal Radius 15'	NR15
Internal Radius 30'	NR30
External Radius 2'	NE2
External Radius 3'	NE3
External Radius 4'	NE4
External Radius 5'	NE5
External Radius 8'	NE8
External Radius 10'	NE10
External Radius 12'6"	NE12
Roman End Starters Low Profile	CCO/CCP
Roman End Starters Standard	NO/NP
Coping/Paving Transition Stones	†
† Can be cut down from 12" equivalent	



MINI COPING TILES	
Straight 12" Long	MINQ
Internal Corner Radius	MINM6
Internal Square Corner	MINL
External Square Corner	MING
Internal Radius 1'	MINR1
Internal Radius 2'	MINR2
Internal Radius 3'	MINR3
Internal Radius 4'	MINR4
Internal Radius 5'	MINR5
Internal Radius 6'	MINR6
External Radius 2'	MINE2
External Radius 4'	MINE4
Roman End Starter RH	MINO
Roman End Starter LH	MINP

Smaller in size than our other coping, the Mini has been designed specifically for indoor swimming pools. It suits the enclosed environment very well and is a choice of many pool owners.

The Mini's non-slip smooth and warm to the touch finish is an added attraction.

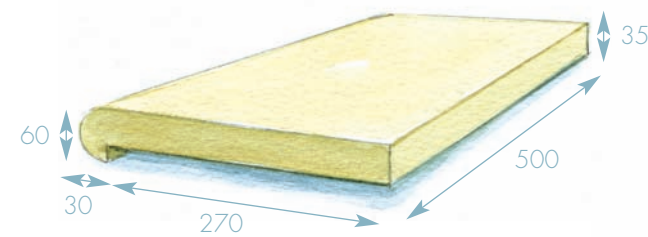


MINI COPING



AQUA EASY

Aqua Easy Straight	Aqua Q
Aqua Square Corner	Aqua C
Aqua Radius Corner	Aqua M18
Aqua 30cm Radius Int	Aqua R30
Aqua 0.82m Radius Int	Aqua R82
Aqua 1.0m Radius Int	Aqua R100
Aqua 1.36m Radius Int	Aqua R136
Aqua 1.5m Radius Int	Aqua R5
Aqua 2.5m Radius Int	Aqua R250
Aqua 3.5m Radius Int	Aqua R35
Aqua 0.45 Radius Ext	Aqua E45
Aqua 1.5m Radius Ext	Aqua E150



AQUAEASY

OVER THE EDGE

A perfect choice for one piece pools, yet AquaEasy is so versatile it can be used just as well with any form of pool for indoor or outdoor use.

The clever over the edge design when viewed whilst swimming in the pool, conceals the joint between the underside of the coping and the pool lining or mosaic top. This striking feature will enhance the appearance of any swimming pool.

AquaEasy copings are also effective when used as step treads in conjunction with our paving (see page 10).


FLAT TOP COPING

FLAT TOP COPING

Straight 18" Long	FTQ
Internal Corner 6" Radius	FTM
Internal Corner 12" Radius	FTM12
Internal Corner Square	FTL
External Corner Square	FTG
External Corner Square	FTMG
Internal Radius	FTR1
Internal Radius 2'	FTR2
Internal Radius 3'	FTR3
Internal Radius 4'	FTR4
Internal Radius 5'	FTR5
Internal Radius 6'	FTR6
Internal Radius 7'	FTR7
Internal Radius 10'	FTR10
Internal Radius 15'	FTR15
External Radius 1'	FTE1
External Radius 2'	FTE2
External Radius 5'	FTE5
External Radius 10'	FTE10
Roman End Starter RH	FTO
Roman End Starter LH	FTP



Buff Flat Top Internal Radius



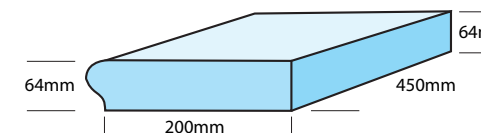
Flat Top Internal Radius Corner



Buff Flat Top Straight



The Flat Top has a similar profile to the Mini coping but has a more traditional bullnose profile edging. It is also half as long again, and is often preferred for larger indoor swimming pools. The additional length also makes Flat Top a fine companion to Senlac paving, as our illustration shows. This range is being constantly expanded.

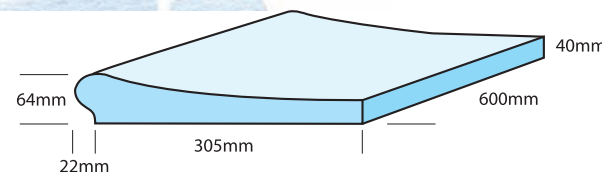


12" COPING

Straight 24" long	2Q
Internal Corner 6" Radius	18M6
Internal Corner 12" Radius	2M12
Internal Corner Square	18L
Birdmouth Corner	BMC
External Corner Square	G
External Corner 6" Radius	MG
Internal Radius 1'	R1
Internal Radius 2'	R2
Internal Radius 3'	R3
Internal Radius 4'	R4
Internal Radius 5'	R5
Internal Radius 6'	R6
Internal Radius 7'	R7
Internal Radius 8'6"	R8
Internal Radius 10'	R10
Internal Radius 12'6"	R12
Internal Radius 15'	R15
Internal Radius 17'6"	R17
Internal Radius 20'	R20

12" COPING

Internal Radius 25'	R25
Internal Radius 30'	R30
Internal Radius 50'	R50
External Radius 1'	E1
External Radius 2'	E2
External Radius 3'	E3
External Radius 4'	E4
External Radius 5'	E5
External Radius 6'	E6
External Radius 8'	E8
External Radius 10'	E10
External Radius 12'6"	E12
External Radius 17'6"	E17
External Radius 20'	E20
External Radius 30'	E30
Roman End Starters Low Profile	20LP/2PLP
Roman End Starters Standard	20/2P
Roman End Starters Spaform	SPA20/ SPA2P
Coping/Paving Transition Stones	TRANSRH/ TRANSLH



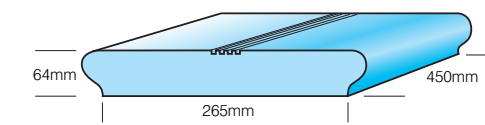
SOME OTHER FITTINGS



We make the UK's biggest range of swimming pool copings for special purposes, of which two are shown here. Our manufacturing capability enables us to satisfy most requests, and enquiries for non standard shapes and sizes are welcomed.

Double Bullnose

Double Bullnose copings have identical profiles on each edge, and should be used wherever a pool has a raised wall surround.



12" COPING


The 12" (305mm) is perfect for use with larger pools, and our range of different radii make it a popular choice among owners of freeform or unusual shaped designs.

Like all our copings, the 12" is made from quarried dense reconstructed stone and is immensely strong.


The 12" is the most widely used coping in the Senlac range.



Buff Transition Left Hand



Buff Transition Right Hand





Transition Piece

Transition pieces are used whenever an automatic swimming pool cover is installed with a cover pit.

THE BEAUTY OF NATURAL STONE

Natural stone combines aesthetic appeal with renowned durability, and being non-slip can be used indoors or out, making it ideal for swimming pool coping and, if required, co-ordinated colour paving. Subtle shade variations can often occur both within and between different pieces, making for a truly entrancing look. Our stock coverage includes swimming pool copings as well as paving, with each piece meticulously cut and hand finished.




Colours are best judged by viewing actual samples.

Wherever you use natural stone to surround your swimming pool, in your garden, conservatory or indoors, the effect will be quite stunning.



NATURAL TRAVERTINE

Travertine boasts its own unmistakable character. It is a high quality natural stone honed and tumbled to produce an attractive smooth surface with random pitting and quite subtle colour variations. This sophisticated stone is perfect as a swimming pool coping and ideal for surround paving, conservatory, hallway or kitchen. It will also add designer style to your garden and looks great when used as step treads. One of the most versatile natural stone products available.




NATURAL SANDSTONE



Creating a stunning look for your swimming pool coping and paving is all in a days work for Natural

Sandstone. The natural colour variations in each piece enable it to blend attractively with almost any surrounding, and so you can never be bored, because no matter how often you look at Natural Sandstone, you will see something different.

Our range is as impressive as the stones themselves. Swimming pool coping and paving are available in different natural colour shades, and paving in sizes which are ideal for random laying. The design possibilities are quite endless.




PAVING IN NATURAL STONE

No swimming pool setting is the same and everyone has different ideas of how they want it to look.

The colour combination, however, of swimming pool coping and paving in natural stone provides endless opportunities to add style and

distinction to any pool area and beyond, in the garden, conservatory and even indoors. In sourcing our own natural stone paving, designing coping using the similar material, textures and matching colours, we are able to provide a complete service for designers and our customers.

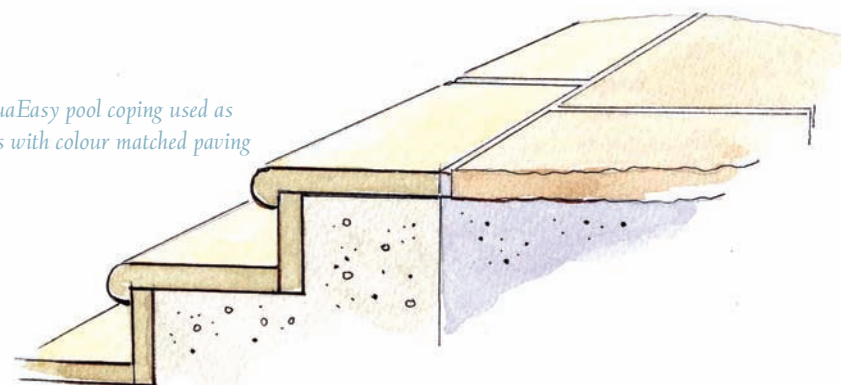




Senlac paving with Domino Inserts used with AquaEasy coping


We offer a wide range of paving for outdoor and internal use in either reconstructed natural quarried stone or natural stone. Extend your swimming pool living area or enhance your conservatory or garden. The choice is yours!

AquaEasy pool coping used as steps with colour matched paving



PAVING & BALUSTRADING

Domino paving inserts will add colour and distinction to any paving area



Senlac Classic balustrading will look stunning in any setting, and will beautifully complement any paving. Fashioned in white Portland stone, the Classic is stain and frost resistant, and gives a superb finishing touch.



SERVICES

- Continuous heavy investment in coping and paving moulds with the use of crushed quarried dense rock, ensures consistent top quality
- Site measuring and drawing take off service
- Proactive sales team
- Unique experience and technical back up from long serving staff
- Point of sale displays available
- All materials delivered on shrink wrapped pallets
- Senlac Swimming pool copings represent the finest value for money anywhere in the UK
- Please visit our website for more information



We offer a nationwide delivery service, mainly with our own crane operated vehicle, specially designed to enter restricted site entrances whenever required. We employ dedicated and very experienced drivers who actively maintain telephone contact with customers and ourselves.



Senlac Stone Ltd
Rutherford Business Park
Marley Lane
Battle
East Sussex
TN33 0TY

t. 01424 772244
f. 01424 772249
e. info@senlacstone.co.uk
w. www.senlacstone.co.uk



Best product quality and personal service