



Image kindly supplied by Origin Leisure

Calorex Non-Ducted Swimming Pool Dehumidifiers

Take control of your swimming pool environment

Certikin
FLUIDRA

Calorex Non-Ducted Swimming Pool Dehumidifiers

Ideal for indoor pool applications including Domestic, Therapy, Health Clubs and Hotel & Spa pools, the Calorex range of non-ducted dehumidifiers, are the only choice when it comes to efficiency, reliability and performance.

Protect your pool building

An indoor swimming pool is a wonderful leisure and exercise environment, but there are many important factors to consider when planning and designing a pool.

Even when you cannot see it, moisture in the form of water vapour is all around us in the air. The humidity in the air, if not controlled, will cause corrosion, mould and bacteria growth.

When left unchecked, moisture damage in swimming pool buildings causes major structural damage.

Calorex dehumidifiers cleverly convert the energy locked up in the moisture into heat used to heat the room. The free heat recovered by dehumidification is not only "green", but it accelerates the drying process, keeps the boiler off for longer, reduces the evaporation from the pool and creates a warm dry environment.

Efficient

Calorex dehumidifiers are exceptionally efficient, recovering the latent energy that is contained in the moisture and delivering it back to the pool hall in the form of heat.

Using a Calorex dehumidifier minimises the need to introduce and heat the cold outdoor air into the pool hall to dehumidify, which can be costly.

Models

Available as **wall mount** or **through wall models** (TTW), for installation outside of the pool hall, the Calorex range of dehumidifiers also offer air heating via LPHW (low pressure hot water) or Electric Resistance Heating.

The dehumidifiers within this brochure are subject to a 2 year manufacturer's warranty, plus they are supported by a nationwide network of service engineers.



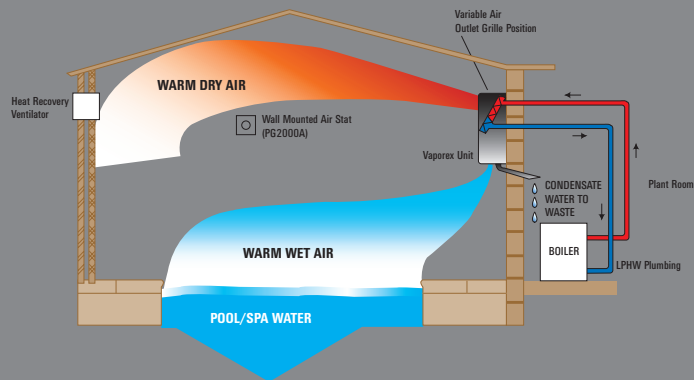
Dehumidifiers for wall mounting or through wall installation

TECHNICAL SPECIFICATION		DH33AX & DH33AX/T	DH33AX/L & DH33AX/TL	DH55AX & DH55AX/T	DH55AX/L & DH55AX/TL	DH30AXP & DH30AXP/T	DH50AXP & DH50AXP/T	DH75AX & DH75AX/T	DH75AX/L & DH75AX/TL	DH110AX & DH110AX/T	DH110AX/L & DH110AX/TL
Dehumidification Capacity	(L/hr)	1.25	1.25	2.5	2.5	1.25	2.5	3.6	3.6	4.5	4.5
Dehumidification Capacity	(L/Day)	30	30	60	60	30	60	86.4	86.4	108	108
TOTAL HEAT TO AIR											
Dehumidifier Only (heat recovery)	kW	1.9	1.9	3.5	3.5	1.9	3.5	4.7	4.7	6.4	6.4
LPHW Air Heating	kW	n/a	3	n/a	5	n/a	n/a	8.9	8.9	8.9	8.9
Electric Heat Output	kW	n/a	n/a	n/a	n/a	2	4	n/a	n/a	n/a	n/a
Air Flow Rate	m ³ /hr	420	420	750	750	700	1280	1180	1180	1180	1180
Total LPHW + Heat Recovery	kW	n/a	3.9	n/a	6.5	2.89	5.55	n/a	11.3	n/a	12.2
LPHW Flow Rate	l/min	n/a	5	n/a	5	n/a	n/a	n/a	9.6	n/a	9.6
LPHW Pressure Drop	m hd	1.1	1.1	1.8	1.8	n/a	n/a	n/a	2.8	n/a	2.8
Condensate Drain	mm	15	15	15	15	15	15	15	15	15	15
Electrical Supply	Volts/Hz	230/50	230/50	230/50	230/50	230/50	230/50	230/50	230/50	230/50	230/50
Fuse	Amp	10	10	13	13	20	32	13	13	16	16
Nominal Running (Amps)	Amp	3.4	3.4	5.6	5.6	11.7	22.3	6.4	6.4	9.3	9.3
FLA Full Load Amps	Amp	4.4	4.4	7.5	7.5	12.7	24.2	7.8	7.8	10.6	10.6
Power Consumed (Nominal)	kW	0.75	0.75	1.15	1.15	2.75	5.2	1.46	1.46	2.12	2.12
Compressor LRA	Amp	15.8	15.8	30	30	15.8	30	55	55	66	66
Noise Level @ 3m	dB (A)	46	46	47	47	46	47	48.5	48.5	48.5	48.5
DIMENSIONS FOR WALL MOUNT											
Width (unpacked)	mm	780	780	1245	1245	780	1245	1520	1520	1520	1520
Height (unpacked)	mm	653	653	653	653	655	655	796	796	796	796
Depth (unpacked)	mm	250	250	250	250	250	250	385	385	385	385
DIMENSIONS FOR THROUGH WALL MODELS											
Width (unpacked)	mm	875	875	1300	1300	875	1300	1474	1474	1474	1474
Height (unpacked)	mm	745	745	745	745	745	745	1167	1167	1167	1167
Depth (unpacked)	mm	290	290	290	290	290	290	350	350	350	350

- Efficient and economical
- High performance, low cost
- Automatic controls
- Rapid installation
- Low temperature operation
- LPHW = Low pressure hot water
- Humidistat adjustable from 20% to 80% RH
- Defrost is standard on all models, allowing operation down to 5°C
- Fuses should be motor rated
- TTW models are supplied with inlet and outlet grilles. (C/W sleeves)
- These performance figures are based on air at 30°C and 60% RH and pool water at 28°C with boiler water at 80°C
- All units are covered by a full two year parts and labour warranty.
- All models are R407C ozone friendly refrigerant
- Manufactured in the UK

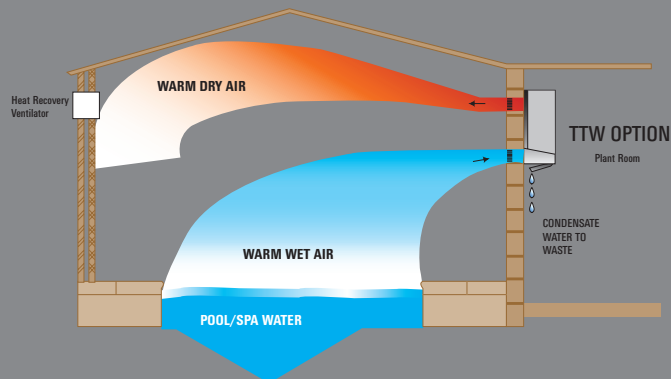
Air Heater Facility

Models 33 and 55 can be supplied with LPHW heater batteries which will provide pool room air heating, thus eliminating the need for separate fan heaters and / or radiators. 3kW heating is available on the 33 model, 5kW on the 55 model. Models with electric heating elements are also available. Model 30 provides 2kW heat and Model 50 provides 4kW of heat. An air thermostat is necessary for all models with air heating facility; one thermostat is included with each new DH33 or DH55 with heating facility.



Through The Wall (TTW)

Where there is a preference to place the dehumidifier in an adjacent plant room, the DH33 or DH55 are also available in a TTW variant. Supplied with full wall brackets and decorative grilles for the air ducts, the TTW is a useful option for confined space or particular aesthetic demands. Also available with air heating facility as above.



Dehumidifier for floor mounting

- Defrost - standard on all models
- Air heating option available
- Optional through-the-wall model
- Variable humidistat
- Simple floor standing installation
- Economical and efficient

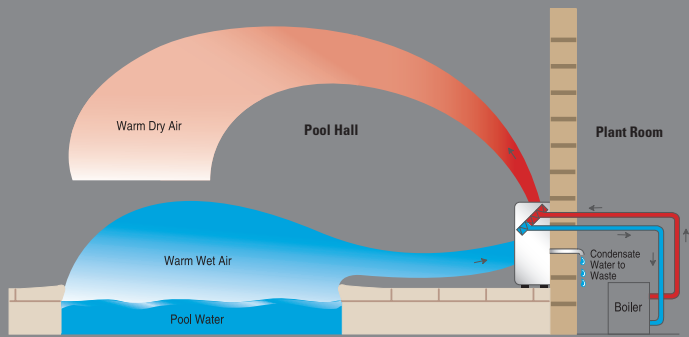
TECHNICAL SPECIFICATION		DH75	DH110
RUNNING DATA			
Dehumidification capacity	(L/hr)	3.6	4.5
Heat to air (with LPHW)	kW	8.9	8.9
Air flow rate	m ³ /hr	1180	1180
Power consumption	kW	1.46	2.12
Running current 1ph	Amp	6.4	9.3
Fuse capacity 1ph	Amp	13	20
Running current 3ph	Amp	-	4.2
Fuse capacity 3ph	Amp	-	10
Weight - unpacked	Kg	153	153
DIMENSIONS OF POOL HALL MODELS			
Width	mm	1520	1520
Height	mm	796	796
Depth	mm	385	385
DIMENSIONS OF THROUGH-THE-WALL MODELS			
Width	mm	1474	1474
Height (to top duct)	mm	1167	1167
Depth	mm	350	350

 **calorex**[®]
CLIMATE SOLUTIONS

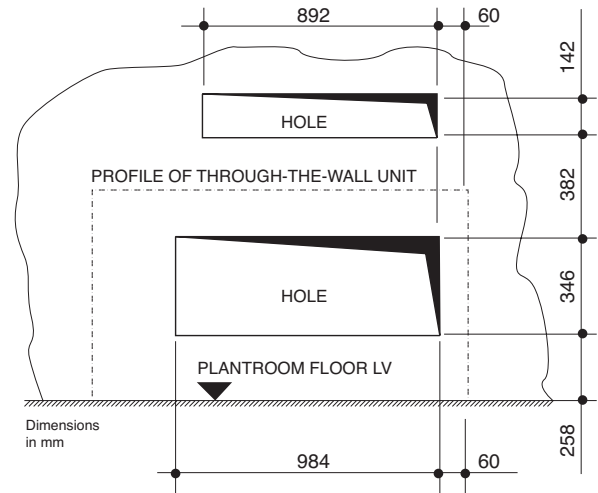
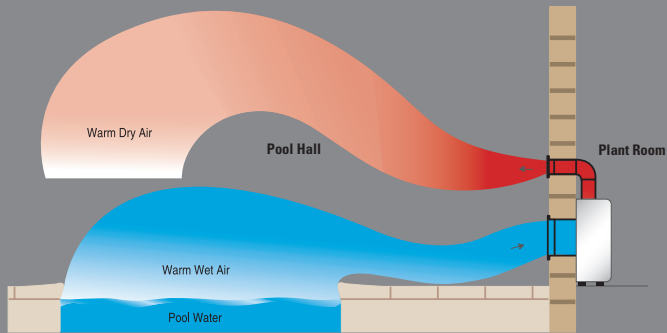


Standard Model (with optional air heating battery)

Note: Units with air heating option are supplied with a separate air thermostat.



Through-the-wall model (75 / 110 units)



Through-the-wall hole positions (75 / 110 units) (viewed from within the plant room)

- Through-the-wall models include duct and grille kit
- Standard models are finished in smooth white coated alloy
- Air heating capacities assume 80°C LPHW supply
- A motorised 3 way valve is built-in to units fitted with air heating facility
- Dehumidification capacities listed assume pool water @ 28°C, pool hall air @ 30°C, RH @ 60%



Certikin

FLUIDRA

www.certikin.co.uk



Contact your Certikin stockist for prices and availability.

This literature is intended as a guide.
The company reserves the right to change the specifications without notice.