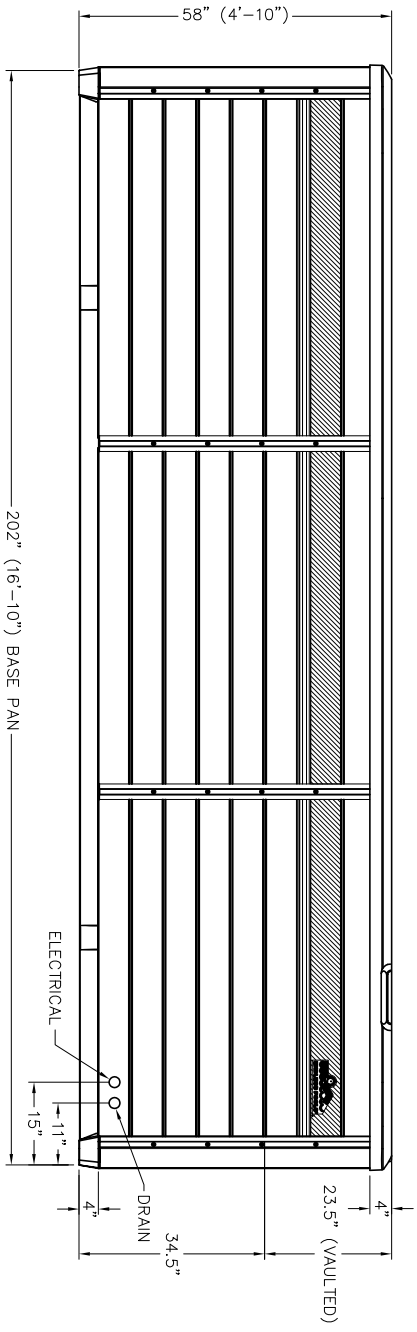
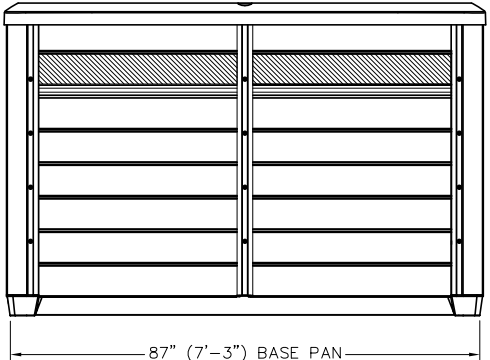
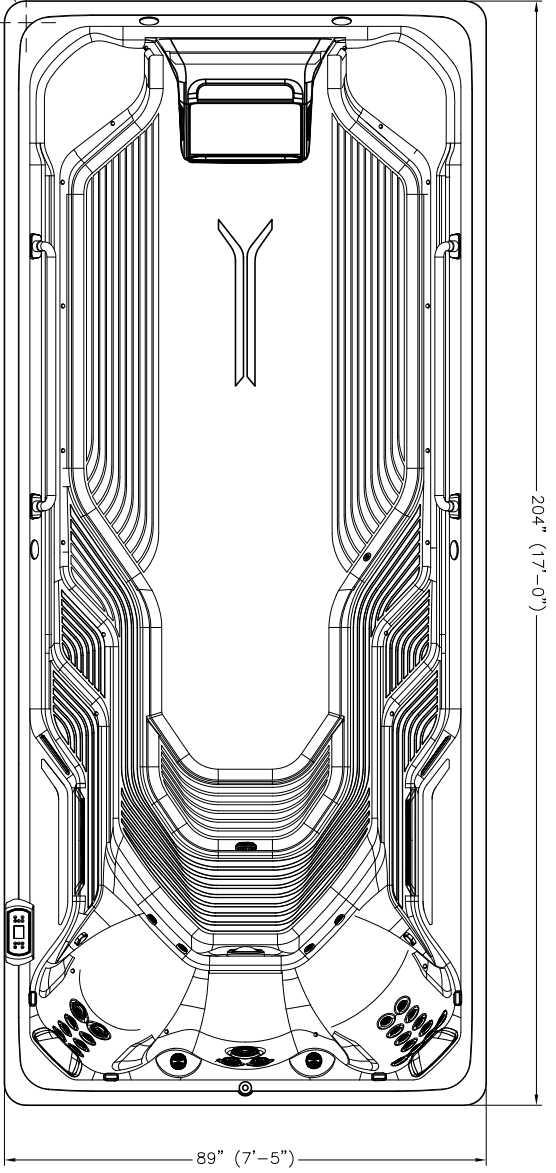


R 4.0 (TP)



REV	CO#	DATE	INIT	DO NOT SCALE DRAWING	DWN	USA	SCALE	SHEET
1		7-14-16	CL	THIRD ANGLE PROJECTION	OSGN ENGR	LC	1:1	1 OF 1
				TOLERANCES UNLESS OTHERWISE NOTED LINEAR ± .005 INCH ANGLES ± N/A MATERIAL: NOTED FINISH: NA	Watkins Mfg Corp. 1280 PARK CENTER DRIVE, WESTLAKE, CA 90261 TITLE: OVERHEAD AND CABINET, EP-17FT E700 (1758) DWG NO: 1589201 REV: 1			